

# ICWCT 2012

## Project report and evaluation



The Directorate for Cultural Heritage in Norway (Riksantikvaren) is responsible for the practical implementation of the Norwegian Cultural Heritage Act and the objectives laid down by the Norwegian Parliament (Stortinget) and the Ministry of the Environment.





**ICWCT 2012**  
**Project report and evaluation**

The report is written by the course organisers:  
Anne Nyhamar, Kjersti Ellefsen and Sjur Mehlum

© Riksantikvaren 2012  
[www.ra.no](http://www.ra.no)

## **Abstract**

The 15th International Course on Wood Conservation Technology was held in Norway 23rd May – 29th June 2012.

The course is a collaboration between ICCROM and Riksantikvaren - the Norwegian Directorate for Cultural Heritage with NTNU - The Norwegian University of Science and Technology – responsible for the academic accreditation. The course was financed by Riksantikvaren though seven participants received scholarships this year which were generously contributed by the Norwegian Ministry of Foreign Affairs. The course committee would like to thank all the contributors for their support.

103 applications were registered, representing 59 different countries. The final group consisted of 21 participants from 20 different countries: Europe 6, Americas 5, Africa 3, Asia 6, and Oceania 1.

During the 38 days of the course, a full program was prepared for 31 days. The schedule was divided between lectures, practical exercises, workshops, field studies and museum visits. As part of the programme, each participant made a 20-minute presentation about his or her own work.

The course spent 5 days at Norsk Folkemuseum (The Norwegian Museum of Cultural History), working on case studies with the museum craftsmen. The participants produced condition surveys and proposals for repair of selected buildings at the museum. 5 days were spent on an excursion to the western and inland parts of southern Norway. Here we visited some of the most interesting cultural heritage sites in the country; including the mining town of Røros, Urnes Stave Church and the West Norwegian Fjords – all listed on UNESCO's World Heritage List.

The course evaluation consisted of a written questionnaire at the end of each module, an overall written evaluation and an evaluation meeting on the last day of the course. The participants' evaluation and the organisers' experiences are discussed in the report.

The report is written by the course organisers:  
Anne Nyhamar, Kjersti Ellewssen and Sjur Mehlum

*Riksantikvaren, Oslo, November 2012*



## Contents

<b>1. Course Objectives</b>	<b>4</b>
<b>2. Organisation</b>	<b>4</b>
2.1 Organisers	4
2.2 Funding	4
2.3 Academic accreditation	5
2.4 Course Directors	5
<b>3. Course Programme</b>	<b>5</b>
3.1 Inauguration	5
3.2 Course Curriculum	6
3.2 Excursion	7
3.3 Workshop week	10
3.4 Lecturers and resource people	12
<b>4. Participants</b>	<b>13</b>
4.1 Announcement and response	13
4.2 Selection of participants	14
4.3 Course costs and financial support	16
4.4 The role of the participant	17
<b>5. Course Evaluation</b>	<b>18</b>
5.1 Evaluation meeting	18
5.2 Summary of course evaluation	19
<b>6. Assessment of the course by the organisers</b>	<b>20</b>
6.1 Announcement	20
6.2 Pre course information	20
6.3 the course committee	20
6.4 The Buddy system	21
6.5 Participants	22
6.6 Lecturers	22
6.7 Field work and excursions	24
6.8 Practical framework for the course	25
6.9 Exam	25
<b>7. Conclusion and recommendations</b>	<b>26</b>
<b>Appendices</b>	<b>29</b>

## **Introduction**

The 15th International Course on Wood Conservation Technology, ICWCT, was held in Norway 23rd May – 29th June 2012. The course has been held in Norway on a biannual basis since 1984, as one of ICCROM's specialised training courses on heritage conservation. It provides the possibility for mid-career professionals within the area of conservation of wooden cultural heritage to update and specialise their skills. It also provides an international platform where networking and exchange of knowledge with other professionals from all over the world can take place.

The main part of the course took place in Oslo, at the premises of Riksantikvaren - the Norwegian Directorate for Cultural Heritage. In addition, the course period included a one-week workshop at Norsk Folkemuseum, and a five days excursion around Norway.

### **1. Course Objectives**

The main objectives of the course are:

- To give the course participants the theoretical and practical knowledge essential for diagnosing causes of deterioration and for selecting the most appropriate methods of conservation and restoration of wood.
- To extend the knowledge of the participants beyond their own professions for a broader understanding of different aspects and approaches to wood conservation.
- To bring people of various professions from different countries and cultures together for a mutual learning experience, drawing on different experiences, practices and approaches to wood conservation and use of wooden materials.

### **2. Organisation**

#### **2.1. Organisers**

Riksantikvaren – overall course planning and administration.

ICCROM - professional and practical contribution and support.

## **2.2. Funding**

The sponsor for the course is Riksantikvaren.

The Norwegian Ministry of Foreign Affairs contributed travel and sustenance scholarships for 7 course participants.

ICCROM contributed the attendance and travel costs of two members of staff.

## **2.3. Academic accreditation**

The Norwegian University of Science and Technology – NTNU

## **2.4. Course directors**

- Anne Nyhamar: Advisor, International Section – Riksantikvaren. Responsible for the overall course administration and planning.
- Kjersti M. Ellewsen: Advisor, Riksantikvaren. Responsible for the academic content of the course together with
- Sjur Mehlum: Senior Advisor, Riksantikvaren. Responsibility for the academic content of the course.
- Nils Marstein: Special Advisor, Riksantikvaren

Reidun Veia, Head of Section, International Issues at Riksantikvaren, was informed on all matters throughout the course. She participated with Kristin Bakken, Head of the Department of Conservation, in the final evaluation meeting.

## **3. Course program**

### **3.1. Inauguration**

The course was inaugurated on Wednesday, 23rd of May, at Riksantikvaren. The day started with Jørn Holme, the Director General, welcoming the participants to Oslo and Riksantikvaren. Reidun Veia, the Head of the International section, Kristin Bakken, the Head of the Department of Development, and Nils Marstein, senior advisor and the initiator of the ICWCT, were also present. The organising committee, Anne Nyhamar, Sjur Mehlum and Kjersti Ellewsen introduced themselves. Introductory lectures were held by Gamini Wijesuriya from ICCROM, Linda Veiby from Riksantikvaren, and Per Otto Flæte from the Norwegian Institute of Wood Technology.

In the afternoon, the group travelled up to the forest and Flæte demonstrated how to select and cut a tree, and how to read its age and condition. The day ended with a dinner at Frognerseieren, a historic restaurant from 1891 situated in the hills above Oslo.



- *The 2012 participants gathered in front of Frognerseteren restaurant*
- *Cutting a tree with Per Flæte*

### **3.2. Course curriculum**

The 2012 course program was very much based on the 2010 programme, with a few changes and additions. This year was the first time Riksantikvaren was solely responsible for organizing the course, and since two thirds of the organising committee was completely new, we saw the need to run the course once before making any major changes. Most lecturers from 2010 were asked to contribute again in 2012. Some improvements regarding the definition of different modules for the main subjects of the course were made. Trying to adapt to new impulses and research, two new topics were also added: Global climate change and Emergency planning.

The course program is composed as an alternation between lectures, discussions, field studies and practical exercises. Workshops and exercises were arranged at the following institutions or sites (not including the excursion):

- Norsk Folkemuseum, Oslo
- The Viking Ship Museum, Museum of Cultural History, University of Oslo
- The Museum of Cultural History, Oslo
- Oslo City Museum
- The Museum of Decorative Arts and Design
- Tusenfryd Amusement Park



Of the 40 days of the course, a program was prepared for 36 days. About 190 hours in total (some week-ends included) were spent on lectures and workshops.

The time was divided between lectures, conservation workshop exercises, field studies, museum visits and demonstrations of traditional crafts. In addition, each participant made a 20-minutes presentation of his/her own work and/or on relevant issues concerning conservation or cultural heritage work in their home country.

At the end of the course, a compulsory written exam was arranged for all participants. The afternoon of the last day was spent on evaluating the course. The course ended in Oslo, Friday 29th June, with a closing ceremony at the premises of Riksantikvaren.

### ***See Appendix 3: The Course Programme***


#### ***3.2. Excursion***

The excursion took place leaving Oslo in the afternoon of Monday 4th June and returning Saturday 9th June. Based on previous experience and course evaluations, the conclusion is that having the excursion in the middle of the course helps break up a long period in the conference premises with mainly theoretical input.

During the excursion, which covered central parts of southern and western Norway, some of the most interesting wooden cultural heritage sites in Norway were visited. The sites were picked to give the participants input from repair works in progress, alternative ways to organise a renovation project, and principles for practical solutions. We met both private owners of cultural heritage properties as well as museums and state-owned sites. We also visited 3 UNESCO World Heritage Sites. We travelled by coach, ferries and trains.

**Røros:** The excellent 2-day programme was arranged in cooperation with Røros Museum Building Conservation Centre and titled 'The craftsman's place in building conservation'. In addition to a bus tour to the mine Olavsgruva/ Storwarz, there was a presentation of the 'Uthus project' (Outbuildings, animal and storage sheds) and group work with 6 case studies. The participants worked in groups with the craftsmen, and the different case studies were discussed on site before presented in plenary. In the evening we were treated to a traditional 'Pols' dance course and dinner with accompanying folk music.

The second day in Røros was allocated to surface treatment. The town consists of wooden houses in all colours, but especially greens, yellows and reds, the pigments found in the deposited minerals covering the ground after 300 years of copper mining. Jon Brænne gave theoretical lectures, walked us through town and ended the day with practical exercises, mixing and applying linseed oil paint and tar.



- *Walkabout with Jon Brænne in Røros town and*
- *At the mines with Kolbjørn Vegar Os*

**Budsjord Farm, Dovre:** At the farm, the group was challenged with the principles of running and maintaining a complete and very well preserved historical farmstead, currently used as a home and pilgrim lodgings. The new owner had just taken over the property, and the results of the course group work were presented to the owner through group presentations and in writing. The participants were very productive and did a useful job that was very much appreciated by the owner. A traditional dinner was enjoyed in the old living room of the house.



- *Meeting the owner at Budsjord farm*
- *At Urnes*

**Urnes Stave Church:** The group were given a guided tour by one of the official guides. The recent restoration of the church was discussed. During the restoration the

church was closed for a year and a half when the stone foundations were restored.

**West-Norwegian fjords:** The group enjoyed a spectacular ferry ride from Kaupanger to Gudvangen, down Sognefjorden and Nærøyfjorden – part of the West-Norwegian Fjord Landscape World Heritage area.



- *On the ferry, Sognefjorden*
- *Sarah from Mexico enjoying the view*

**Undredal Stave Church:** The church was undergoing complex restoration work involving lifting the entire structure and constructing a more solid stone foundation. The participants were able to climb the scaffolding and study the tiny stave church from every angle. The team supervising the project were all present and able to answer questions from the group.

**Flåmsbanen:** The group took the scenic Flåmsbanen Railway from Flåm to Myrdal. At Myrdal we joined the Bergen - Oslo rail-service, arriving back in Oslo in the evening, Saturday 9th June.



- *Sliding in the snow at Sognefjellet*
- *Undredal Stave Church*

*See Appendix 4: The excursion programme*  
*See Appendix 4B: The programme for Røros*  
*See Appendix 4C: The programme for Dovre*

### **3.3. Workshop week at Norsk Folkemuseum, 21st –27th June**


Norsk Folkemuseum is Norway's largest museum of cultural history. With collections from around the country, the museum shows how people lived in Norway from 1500 AD to the present. More than 150 buildings in the Open-Air Museum represent different regions in Norway, different time periods, as well as differences between town and country, and social classes. The Gol Stave Church dating from 1200 is one of five medieval buildings at the museum. An added interest this year was the recent restoration of the Stave Church and the special exhibition about its history and place at the museum. Contemporary history is shown through exhibitions and documentation projects focusing especially on children, youth and the multicultural population of Norway today. Permanent indoor exhibitions include folk art, folk costumes, toys and Sami culture. There is also a variety of temporary exhibitions and audience programs all year round.

The first day was spent familiarizing the group with the museum and the getting to know the craftsmen. The group was welcomed to the museum by the Director General Olav Aaraas, who gave a short introduction to the museum. The craftsmen introduced themselves, and the participants were given a guided tour. After lunch the first day, the participants got an introduction to the workshop cases and the area where the practical sessions, demonstration and testing of traditional tools would take place the following week.



- *Looking at wood samples with Peter McCurdy*
- *Studying tracing techniques with Bjarte Aarseth*

During the workshop, the course participants were organised in working groups with the museum craftsmen working on selected museum buildings. Condition assessments, proposals for repair, demonstrations and hands-on work, were elements included in the exercise. Lectures by Peter McCurdy covering management issues, hands-on conservation, condition assessment, measurement techniques and documentation methods were given in parallel to the group work. Peter McCurdy also held an introductory lecture about the rebuilding of the Globe Theatre in London.



- *Workshop at Norsk Folkemuseum*

The workshop at the museum was concluded with each group presenting the results of their work on the various sites. The presentations were given to the course group and representatives from the museum. Each presentation was followed by a group discussion. Through the case studies, the participants made valuable contributions to the on-going extensive documentation and repair work on the buildings.

***See appendix 5: Workshop programme at Norsk Folkemuseum***



- *At the Viking Ship Museum with Professor Jan Bill*

### **3.4. Lecturers and resource people**

The lecturers for the course are selected by the organising team in collaboration with ICCROM. Feed-back and reviews from previous courses were also important in the choice of lecturers. The following new lecturers were added to the course program this year:

- Gordon Hanlon, Head of Furniture and Frame Conservation at the Museum of Fine Arts, Boston.
- Marieanne Davy Ball, Independent Conservator
- Marco Fioravanti, Associated Professor of Wood science and technology at the University of Florence.
- Lina Nunes, Researcher at the Timber Structures Division of National Laboratory for Civil Engineering, Lisbon, Portugal.
- Fiona Macalister, Independent preventive conservator and consultant, UK.

Two of the lecturers have contributed to all the courses since 1984, these are:

- Panu Kaila, Architect, Professor Helsinki University of Technology, Finland
- Jon Brænne, Paintings conservator/researcher at NIKU, Oslo, Norway.

Archaeologist, project manager Gamini Wijesuriya, and Architect Joseph King, Director for Sites Unit, represented ICCROM in the programme. Mr Wijesuriya gave a lecture on the opening day and Mr King followed the excursion to Røros as part of the resource staff. Both contributions were much appreciated by the organisers and participants. Mr Jukka Jokilehto, (formerly ICCROM), contributed to the Unit on Conservation Theory. Mr Jokilehto and his wife, Mrs Mehr-Azar Soheil-Jokilehto, also attended the excursion and both organised discussions and greatly assisted with their knowledge and experience.

In addition to the course organisers, the following lecturers and advisors contributed to the case studies/field work at

#### ***The Museum of Cultural History and the Viking Ship Museum:***

Jan Bill, Professor

Susan Braovac, Conservator

Ragnar Løchen, Blacksmith and support maker

Bjarte Aarseth, Wood carver

Marieanne Davy Ball, Independent Conservator

#### ***Norsk Folkemuseum:***

Mr. Peter McCurdy, McCurdy & Co. UK

Mr. Stian Myhren, Department Director, Historic Buildings Preservations

Craftsmen:

Ole Johan Haavengen

Ole Jørgen Schreiner

Geir Johansen

Edvard Undall

Christian Winther-Larsen

***The Museum of Decorative Arts and Design:***

Merle Strätling , Furniture conservator

***Oslo City Museum:***

Kristin Margrethe Gaukstad, Head of Documentation and Collection

***Tusenfryd Amusement Park:***

Erik Abelsen, Head of Technical Maintenance

***See appendix 6: ICWCT 2012 Lecturers***



- *Gordon Hanlon with Merle Strätling , Furniture conservator at The Museum of Decorative Arts Design.*
- *Marco Fioravanti teaching wood anatomy*

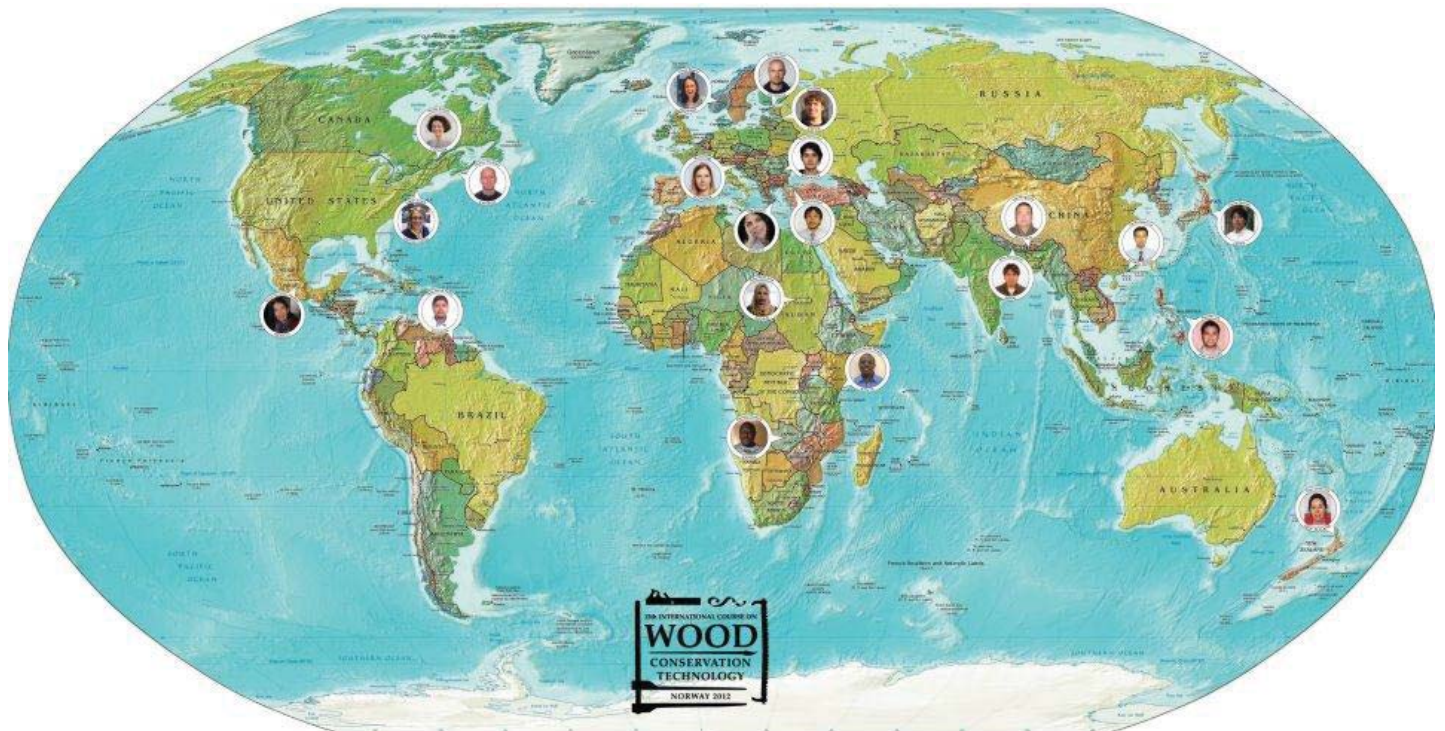
## **4. Participants**

### ***4.1. Announcement and response***

Based on experiences from the 2010 course, the application deadline was brought forward by 4 months. This allowed better time for both the course organisers as well as preparation time for the participants. Previous courses had an application deadline on 30th January and successful candidates only received an e-mail with their acceptance notification on 15<sup>th</sup> March, 10 weeks before course start, not sufficient for all processes (e.g. visa applications) to be completed.

The ICWCT 2012 course announcement was published on the ICCROM and Riksantikvaren web sites in May 2011. In addition, ICCROM sent course announcements to the Embassies of its member states and council members, and 7000 e-mails to professionals listed in the ICCROM database. ICCROM was the receiving address for the applications. By the closing date for applications 30th September 2011, 103 applications were registered, representing 58 different countries.

#### **Appendix 1: Course Announcement**



#### **4.2. Selection of participants**

The choice of participants aims at securing a relevant professional level and at creating a good group composition. The following criteria were used for the selection of the participants:

1. Minimum 3 years relevant work experience
2. Diversity in educational and professional backgrounds
3. Geographical and cultural diversity
4. Balanced gender representation

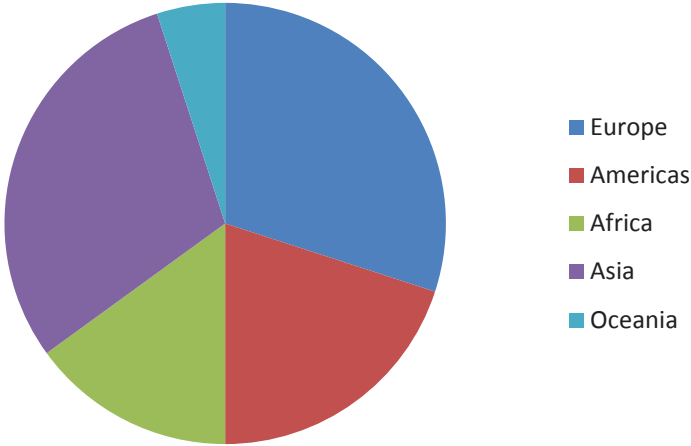
The course organisers at Riksantikvaren and ICCROM made proposals separately and drew up a shortlist and a waiting list. The two parties met in Rome 17th – 19th October 2011 and compared chosen candidates. For the Riksantikvaren it was very useful to hear ICCROM’s rationale behind their selection and it was beneficial to learn



from their experience in this field. Riksantikvaren informed all applicants concerning the results of their applications by e-mail. The 22 successful candidates received a confirmation letter by post in addition to the e-mail.

As a final check before the selection was confirmed, Riksantikvaren telephoned all the successful candidates (where their native tongue was not English) in order to double-check language skills.

<b>Name</b>	<b>Country</b>
<b>Loki Wangchuck</b>	Bhutan
<b>Mireille Brulotte</b>	Canada
<b>Andrew Macadam</b>	Canada
<b>Erki Markson</b>	Estonia / Norway
<b>Olga Katsibiri</b>	Greece
<b>Nadia Benita Madho</b>	Guyana
<b>Yip-Kai Albert Lai</b>	Hong Kong
<b>Satoshi Nishioka</b>	Japan
<b>Mohammed Ali Mwenje</b>	Kenya
<b>Janis Pelsis</b>	Latvia
<b>Sara E. Fernandez Mendiola</b>	Mexico
<b>Arhat Bajracharya</b>	Nepal
<b>Tanya Louise Park</b>	New Zealand / Japan
<b>Hanne Skagmo</b>	Norway
<b>Reynaldo Lita</b>	Philippines
<b>Anca Dumitrescu</b>	Romania / Finland
<b>Martina Vuga</b>	Slovenia
<b>Atika Haj-El-Amin</b>	Sudan
<b>Erkan Kambek</b>	Turkey
<b>Lisbeth Schwab</b>	United States
<b>Macmillan Mudenda</b>	Zambia



Three candidates withdrew the places offered to them due to health issues and applicants from the waiting list were contacted. The total number of participants who completed the course and sat the final examination was 21.

The final group of participants consisted of:

- 21 participants from 20 different countries: Europe 6, Americas 4, Africa 3, Asia 6, and Oceania 1.
- 11 participants had background as architects or engineers and worked with buildings. 7 were object conservators. 3 were certified carpenters.
- The majority of the participants were employed by the government, museums or other public institutions in their home countries.
- The youngest participant was 26 years old, the oldest 46.
- 11 men and 10 women completed the course and took the final exam.

#### **4.3. Course costs and financial support**

The participants do not pay a course fee. Accommodation for the duration of the course is offered free of charge at Anker Student Housing in Central Oslo. Travel costs within Norway during the excursion and other course field trips are also covered by the course. This year we asked participants to cover their own travel expenses within Oslo. As a general rule, each participant has to finance her/his own travelling costs to and from Norway and their own sustenance costs.

As a rule, the course does offer some scholarships to participants to enable persons with limited economical resources to attend the course. This year, the Norwegian Ministry of Foreign Affairs contributed sustenance and travel grants to 7 participants from the list of qualifying countries (DAC List of ODA Recipients).



- *Participant Arhat Bajracharya from Nepal giving his presentation.*
- *Group presentation at the Folk Museum at the end of the workshop.*

#### ***4.4. The role of the participants during the course***

The success of the course has always depended on the participants playing an active role in the program. The course language is English, and good knowledge of English is stressed in the course announcement. Although phone interviews were conducted with all the participants on the short-list, one participant in particular still had problems following the lectures. Although not completely fool-proof, the importance of conducting this interview by phone is stressed.

Before arriving, the participants are told to prepare a 20 minutes lecture about their own work and their professional background. The participants are also encouraged to share examples of problems and solutions from their own practice for plenary discussions.

The mutual exchange of ideas between the participants outside the classroom is regarded an important contribution to the quality of the course, and the practical framework for the course aims at strengthening social and professional networking. Workshops and excursions promote networking and exchange of ideas.



- *Group at work during the workshop at the Folk Museum*

## 5. Course evaluation

The course evaluation is an important tool for the improvement of the programme for future courses. Evaluation forms were handed out at the end of every unit and included questions concerning the specific lecturers and subject matters covered. A general questionnaire was also handed out at the end of the course in addition to a final oral evaluation meeting with the course organisers.

The feedback from the ICWCT 2012 participants, both in the written and oral evaluations, was overwhelmingly positive. The course has a world-wide reputation based on the many years of dedicated work by Tone Olstad (NIKU) and Eir Grytli (NTNU). The course organisers were proud to prove that Riksantikvaren is able to continue the good work done by representatives from these institutions and uphold the high standards set by previous courses.

### 5.1 Evaluation meeting

The evaluation meeting was organised on the last day of the course and held as a discussion between the course members and the course coordinators. Kristin Bakken, (Head of Department, Department of Conservation, Riksantikvaren) and Reidun Veia, (Head of Section, International Issues), attended the meeting. Mr Peter McCurdy was also present. As a popular lecturer and with many years' experience, a recommendation would be to accept his offer to be more closely involved in the planning of future courses. As mentioned above, the feedback from the ICWCT 2012 participants was extremely positive. The term "life-changing" was used on several occasions and the general organisation, the course organisers themselves as well as the course programme got exceptionally good reviews.

Below are some of the other main issues raised and discussed during the evaluation meeting, with comments by the organisers (Please see appendix 5 for detailed information):

**The multidisciplinary profile:** In 2012, as they have done other years, the participants underlined the importance of retaining the multidisciplinary profile of the course. The group expressed strongly that for the participants on this course, the benefits derived from meeting different professional groups within the field of wood conservation, is more important than specialising in one's own field.

As always, there was a discussion about the balance between buildings and objects. Some participants felt that furniture and objects in general should be given more time,

especially where practical workshops are concerned. This was expressed in the light of the disappointment felt in the 'workshop' at the Museum of Cultural History where more hands-on had been expected.

**Real life versus museums:** A valid point was raised regarding the lack of 'real life' examples as opposed to museum settings as places of study. Meeting architects working with real world challenges were sought. Practical issues often encountered by participants in their jobs are often related to windows and doors and more issues related to these 'basics' were also missed. These are topics that can easily be included in future courses.

**The global profile:** The question of replacing this course with several regional courses on wood conservation has been discussed for many years. Like former course groups, participants also this year stressed the importance of the global aspect of the course. One comment raised was that tropical woods could be discussed more, a European bias was (naturally) felt – also when discussing lecturers. A lecturer from the African continent would be appreciated in future courses.

**Lecturers:** There was a general feeling that lecturers left too suddenly and there was not enough chance to ask questions and interact with class after the presentations. If possible, it would be better to cut down on the number of lecturers. This raises the issue of specialists versus generalists and could be a challenge when recruiting lecturers. (For detailed information regarding the different lecturers and their contributions, please see appendix 5)

**The length of the course:** Most agree that 6 weeks is a good length for the amount of material covered.

## **5.2. Summary of course evaluation**

Following is a table showing the scores achieved in the written evaluation forms. Students were asked to rate the questions from 1 to 5 and provide additional comments if necessary. 1 = very poor; 2 = poor; 3 = adequate; 4 = good; 5 = very good.

The scores show extremely good results with ratings 4 and 5 dominating throughout. Unit 4 (Conservation of objects) achieve the lowest score due to lack of practical work opportunity, but still scores a high 21 out of 30 possible points. The Overall Course Evaluation score is extremely high with 55 out of 60 points possible.

<b>Units</b>	<b>Score achieved/ Max score</b>
1: Wood properties	25 / 30
2: Environment and Decay	25 / 30
3: Excursion	22 / 25
4: Conservation of objects	21 / 30
5: Conservation of built structures	25 / 30
6: Workshop	26 / 30
<b>Overall Course evaluation</b>	<b>55 / 60</b>

*See Appendix 9: Summary of evaluations and extracts from written comments.*

## **6. Assessment of the course by the organisers**

### **6.1. Announcement**

The course announcement and deadline for applications was moved forward by four months (to 31st September from 31st January in previous years) to allow more time for planning – both for the organisers as well as the participants. The result was far less last-minute stress and is definitely the way to go with future courses.

ICCROM's course announcement on their website as well as through their mailing list, reaches the intended target audiences. ICCROM has a far wider international network than Riksantikvaren as well as giving the course a credibility of an internationally well-known organisation.

### **6.2. Pre-course information**

The participants received an information pack containing detailed directions regarding their arrival, accommodation, what to bring, clothes and climate. They also received information about Oslo; public transport, where to go and what to see. They received the full course programme, and introductory list of participants and resource people.

### **Appendix 2: Pre-course information material**

### **6.3. The course committee**

ICWCT 2012 was the first time the entire planning and organisation of the course was done by Riksantikvaren alone. The course planning team, consisting of Anne Nyhamar, Sjur Mehlum and Kjersti Ellewssen, are all full time employees. Anne Nyhamar works in the International Section and was responsible for overall administration; Sjur Mehlum and Kjersti Ellewssen work in the Section for Conservation and were responsible for planning the academic content of the course. During the six weeks of the course, these divisions of tasks naturally overlapped and

flexibility was required in order to handle unforeseen circumstances. Questioning the existing division of tasks and discussing other alternatives is recommended, as is the question of whether more/ other help is required from other departments at the Directorate.

It should be mentioned that the section 'Servicetorget' did an outstanding job in helping the organisers with many practical issues from buying in coffee and ordering birthday cakes to helping to furnish the student apartments. The success of this contribution has made the organisers keen to see an even greater involvement from this section of the Directorate in future courses.



- *The course committee at Røros, January 2012*
- *Nadia Benita Madho from Guyana with her Buddy, Mari Mette Eriksen*

#### **6.4. The Buddy system**

For the first time, a Buddy-system was organised between course participants and employees at Riksantikvaren. The Buddy acted as a mentor for the duration of the course and provided a contact point outside the course administration. The level of engagement varied but in many cases, the Buddy invited the participant home for dinner or arranged an excursion or outing at the week-end. The feed-back from both Buddies and participants was extremely positive and many have continued their contact. An attempt was made in the matching to pair people who had similar education or position at work, but successful pairing was also due to a particular Buddy's interest in a certain country. The Buddy-system was also of great help to the organisers as they had a team of willing helpers on hand to meet participants on arrival or assist in practical matters.

The Buddy system was a success in terms of widening the networking opportunities through the ICWCT. Greater interaction from Riksantikvaren as a whole also contributed to the Directorate's sense of ownership of the course.

### **6.5. Participants**

The composition of the participant group varies from year to year, depending on the applicants. This year as often before, two main groups were dominating; architects and conservators. Special care was shown in the selection procedure to make a balanced group which also included three craftsmen. In terms of group dynamics, ICWCT 2012 worked particularly well. This might be partly due to the fact that the majority was slightly older than previous years; the average age of this year's group was 36 compared to 2010 when the average age was 34. They looked out for one another and helped each other where necessary. The group was generally active in discussions though some were more hesitant in speaking out due to language ability.

Several informal group events were organised outside of course time. We had a BBQ, garden party and dinner at the organiser's homes. We also had a 'hot-dog party' for the whole group at Dag Myklebust's home which has become a course tradition.

The participants' presentations were highly interesting and well-presented and several led to interesting group discussions. The presentations demonstrated the high professional level of the group. The participants' presentation is a good way to exchange information on how conservation work is executed in different countries. The participants appreciate this part of the program. We might consider if more time should be given to this part of the course, even if – when asked – most of the participants found 20 minutes an acceptable timeframe. For future courses the organisers may consider using the presentations more actively as a part of the course curriculum.

### **6.6 Lecturers**

The academic programme aims at covering a variety of topics within the framework conservation of wooden heritage. The program is intended to reflect a multidisciplinary and international approach, and at the same time, update and refresh knowledge on different topics. The question of the composition of the lecture program necessarily relates to the wide range of topics within the field of wood conservation; selecting the issues and lecturers is always a challenge.

It is a special challenge to be a lecturer in a cross-disciplinary course, where the level of knowledge of the students varies enormously. Ideally, the lecturer should introduce a certain topic for those unfamiliar to the subject, and at the same time give new information to participants who sometimes are experts within the same field. Most of the lecturers are open to this challenge and handle it in a positive way.

In general, the lecture program seems to be adequate, given the limit of 6 weeks.



Participant evaluation on the lectures and lecturers were given directly to the organisers through the Unit evaluation forms and in the final evaluation meeting. Overlapping of content between certain lectures is one of the aspects that has been mentioned and should be looked at more closely for future courses. The relevance of some lectures was discussed among the group, as was the importance of updated knowledge. Based on this, the course committee will carefully consider whether some of the lecturers qualify for a return invite.

As mentioned before, a broad variety of nationalities is also important when recruiting lecturers, as is considering the international aspect when planning the course content (i.e. more tropical wood). This should be stressed at the briefing stage. An aim for future courses could be to include an African and/ or South American/ South East Asian lecturer.

Lecturers coming in for short sessions were raised as an issue in the group evaluation. It was felt that some lecturers left too quickly and did not leave time for follow-up questions and discussions. Having a fewer number of lecturers who are able to conduct longer sessions covering a broad field of knowledge would be an advantage. In a more and more specialized world, it seems to be harder to find these “generalists” – and it is also a question about the learning profile of the course – fewer broad resource persons or many specialists. The current rapid development within the various subject matters seems to require the latter profile – the specialist - in order to be a post-educational course on a high international level.



- *Looking at ethnographical objects with Marianne Davy Ball at the Museum of Cultural History*
- *Sarah Staniforth leading a discussion at the Oslo City Museum.*

### **6.7. Field work and excursions**

Workshops and practical exercises are considered to be important parts of the course program. It has been a tradition since the start of the ICWCT that the group spend one week doing practical exercises on condition assessment of wooden heritage buildings and objects. Following on the success of last year, the workshop was organised at Norsk Folkemuseum at Bygdøy. As well as minimising the cost of relocating the group, the museum offers a very good practical framework for the workshop. The co-operation with the museum continues to be a very positive experience and scores highly on all group evaluations.

Field visits, workshops and excursions are always regarded as positive elements of the course. These parts of the program are important both for the practical training and for the teambuilding within the group. Arrangements outside the “class-room” are also considered very important by the course committee although such arrangements are resource-demanding. Staying and travelling together and executing practical fieldwork in groups, bring participants, lecturers and coordinators close together both in professional cooperation and socially.

Another highly successful excursion this year was a half-day trip out to Tusenfryd – a large amusement park just outside Oslo. The group met with the Head of Technical Maintenance who gave a talk on the structural properties and the challenges of maintaining the enormous wooden rollercoaster framework. It was an enjoyable break away from the conference room and a fun example of wood as a building material for a structure other than a building. The highlight of the day was a ride on the wooden “Thunder Coaster” – an experience enjoyed so much (by some) they went back for more! The rest of the afternoon was free time at the park.



- *At Tusenfryd Amusement Park*
- *With Erik Abelsen, Head of Technical Maintenance at Tusenfryd*



- *In the Riksantikvaren library, being welcomed by Eva Christine Eide.*
- *In Dronningensgate, the premises of Riksantikvaren.*

### **6.8. Practical framework for the course**

The main part of the course took place in the conference hall of Riksantikvaren, the Directorate for Cultural Heritage in Oslo.

The participants are offered good course premises; 3 computers with Internet access and cameras for making Skype calls, a printer and free photocopying. The participants are welcome to use the staff canteen and also have access to the Riksantikvaren library during its opening hours.

For the second time, the students were accommodated at Anker Student housing. They were given small, individual student apartments, comprising a sleeping/living area with a small kitchen and bathroom with shower facilities and toilet. The apartments are simple but adequate and very centrally located within walking distance of Riksantikvaren. The neighbourhood is multi-cultural and offers a wide range of shops, selling all kinds of different foods and open at all hours. It has to be mentioned however that accommodation arrangement in student apartments is work and time consuming for the course organizers. As there is no reception, every participant has to be met upon arrival to be given access to their rooms. The participants arrive at all times of the day (and night) and, as they are rented out unfurnished, the apartments must also be equipped with kitchen utensils and bed linen.

### **6.9. Exam**

The course is concluded with an exam in Oslo under the auspices of the Norwegian University of Science and Technology (NTNU). The exam is compulsory, and gives 18 ECTS (European Commission grading system) if passed. In addition to the transcript of ECTS (grades) from NTNU, everybody gets an ICWCT course diploma issued by

Riksantikvaren. This diploma is awarded on the final day of the course and is independent of the exam results.

We are happy to announce that almost all participants on the ICWCT 2012 course passed the exam. Only one participant failed this year.



- *Leki Wangchuk from Bhutan and Anca Dumitrescu from Romania receiving their Diplomas at the closing ceremony from Anne Nyhamar and Sjur Mehlum.*

## **7. Conclusion and recommendations**

The International Course on Wood Conservation Technology (ICWCT) was started in 1984 as a joint project between UNESCO, ICCROM, Riksantikvaren, ICOMOS, and NTNU. The curriculum and organisation of the course are still based on ICCROM's original recommendations. A total of 287 participants from 87 different countries have attended the 15 courses that have been organised to date.

After ICCROM have taken over the responsibility to announce the course on its web sites the number of applicants has increased almost 46%, from 84 in 2006, 110 in 2008 and to 123 in 2010. In 2012 there were 103 applications, a slight decrease from the two last years. One reason for this could be the financial crisis in Europe, fewer European applicants – especially from the larger 'western block' countries were noted. The still high number of applications does indicate that the course is considered relevant among professionals internationally, and that the ICCROM affiliation both gives access to more users, and serves as a certification for the quality of the course.

Course evaluations stress that ICWCT should be continued as an international course, and that it should not be replaced by regional courses. Even if Japan (ACCU-Nara) runs a south-west Asian course in conservation of timber structures, ICWCT still has many applicants from that region, and some take both the courses.

It is however, always important to continuously assess the need and the future of the ICWCT. The course demands a considerable amount of time for the organisers and for the institutions involved. The cost per head, contributions in kind not included, is in 2012 about 50 000 NOK/6 700 Euro. The cost-benefit relationship should always be considered when deciding if the course should be continued. In this aspect, the feedback from the participants is our most reliable source of information. This year's exceptionally high score in the evaluation results leave no doubt; the course is highly appreciated and valued and a vast majority say they will recommend the course to colleagues in their home countries.

Funding is an on-going challenge and this year, apart from seven travel and sustenance grants from the Ministry of Foreign Affairs, Riksantikvaren covered all expenses. ICCROM contributed with their much appreciated experience and generosity with time and good advice. Gamini Wijesuriya from ICCROM came to Oslo for the opening day to deliver a lecture and Joe King participated in the excursion. His contributions to the discussions throughout the trip were very much appreciated.

From the start, ICWCT was developed in collaboration between Riksantikvaren and NTNU, enabling the course to be a recognized part of an academic system. The possibility to offer ECTS makes the course interesting as a part of an academic career, e.g. for PhD students. To our knowledge, it is the only ICCROM course which offers ECTS and adds considerable status and gravitas to the programme.

The collaboration between the local organisers of ICWCT and ICCROM is regulated through the "Memorandum of Understanding" (approved 2001), which defines the respective roles and responsibilities between the parties involved. ICCROM's active role is important for the profile of the ICWCT, and the increased involvement from ICCROM since 2008 has proved to be very beneficial to the course.

In 2001, NORAD conducted an evaluation, focusing on the usefulness of the course in the view of participants from developing countries. By that time, all comments received underlined the necessity to continue the course. After eleven years, maybe it is now time for a new evaluation of the long-term effect of the course.

Based on the discussion above, our concluding comments are:

- That the ICWCT fills an international need for training within the field of wood conservation.
- That the participants stress the need for international, post-graduate studies

- That the multi-disciplinary profile is a special quality for this course
- That the global (not regional) profile is very important
- That the University affiliation and ECTS give the course a special status and higher value

If funding can be obtained, we still regard the course to be useful and important within international, professional wood conservation training. With a new Course Committee in place, future courses will no doubt change and every course present new opportunities to improve even further. However, the success of the current course model should not be completely lost and the essence of the ICWCT should remain.

*The Course Committee,  
Oslo, November 2012*

## **APPENDICES**

***Appendix 1 : Course Announcement***

***Appendix 2: Pre-course information material***

***Appendix 3: Course programme***

***Appendix 4: The Excursion Programme***

***Appendix 4B: The Programme for Røros***

***Appendix 4C: The programme for Dovre***

***Appendix 5: Workshop programme at Norsk Folkemuseum***

***Appendix 6: ICWCT 2012 Lecturers***

***Appendix 7: ICWCT 2012 Resource people***

***Appendix 8: Evaluation forms***

***Appendix 9: Summary of evaluation forms***

## Appendix 1 : Course Announcement:



### THE 15TH INTERNATIONAL COURSE ON WOOD CONSERVATION TECHNOLOGY - ICWCT 2012 A course on the conservation of cultural heritage made of wood

---

**Dates:** 23 May – 29 June 2012

**Place:** Oslo, Norway (premises of Riksantikvaren)

#### Partners

The course is organized under the auspices of UNESCO by:

**ICCROM** (International Centre for the Study of the Preservation and Restoration of Cultural Property)

**Riksantikvaren** - The Directorate for Cultural Heritage, Norway

**NTNU** - Norwegian University of Science and Technology, Norway

#### Background and Content

The ICWCT was initiated as a response to a recommendation from UNESCO's General Conference in 1980, and it has been organized in Norway every second year since 1984. It is directed towards professionals who have been working for some years within the field of wood conservation.

The ICWCT covers a wide range of interdisciplinary topics. Theoretical and practical aspects of wood conservation are given equal consideration throughout the course. Some of the most interesting cultural heritage sites constructed in wood in Norway will be visited during the course, including the UNESCO World Heritage Sites of Urnes Stave church and the Hanseatic Wharf in Bergen. Exercises and demonstrations are organized during the main excursion. The course concludes with a written exam, which awards university credits if passed.

The 2012 course will be based on curriculum followed in 2010, considering the evaluations of previous participants and maintaining the high technical and scientific approaches and standards from the previous courses.

#### Aim and objectives

The aim of the course is to promote cultural understanding and research in the field of wood conservation, and to be a valuable resource for the work of the individual participants in their respective countries.

The main objectives of the course are:

- to give participants the theoretical and practical knowledge essential for diagnosing the causes of deterioration and for selecting the most appropriate methods of conservation and restoration of wood;
- to extend the knowledge of participants beyond their own professions for a broader understanding of different aspects and approaches to wood conservation;
- to bring people with various professions from different countries and cultures together for a mutual learning experience, drawing on different experiences, practices and approaches to wood conservation and use of wooden materials.



### **The course programme**

The course programme is divided between lectures, laboratory exercises, conservation workshop exercises, field studies, museum visits and excursions. The curriculum includes six distinct but interconnected units covering aspects of: properties of wood; factors affecting the decay of wood; principles of conservation at a global level; preventive conservation; conservation of objects and painted surfaces including archaeological wood and furniture; conservation of wooden buildings and structures, including wood working tools and machinery. The course will include a one-week onsite workshop and a study tour to selected wooden heritage sites in Norway including two World Heritage Sites.

As a part of the programme, each participant is expected to give a 20 minute presentation from his or her work experience in their own country.

### **Lecturers**

Between 20 and 25 lecturers will be contributing to the course. All are recognized experts within the field of conservation and with various geographic backgrounds and professional experience.

### **Exam**

The course concludes with a written exam, giving 18 university credits if passed. A full time presence during the course period is required to be allowed to sit for the exam and to obtain the course certificate.

### **Fees**

Participation is free of charge for the selected participants.

### **Travel, Accommodation and Living Expenses**

Participants will be responsible for their round trip travel costs to Norway. Accommodation for the period of the course, will be provided free of charge by the course organizers. In order to cover living expenses and transport within Oslo during the course, participants should plan for a minimum allowance of Norwegian Kroner 6000 (about 1200 USD) for the 6 weeks.

In cases of proven financial need, and depending on the availability of funding at the time of the course, a limited number of partial scholarships may be granted.

### **Participants**

Applicants should be mid-career professionals with a minimum of three years work experience in wood conservation. It is of great importance for the success of the course that the participants have relevant experience to contribute to and benefit from the mutual exchange of ideas.

*The number of participants is limited to 20.*

### **Language**

The working language of the course is English. A good knowledge of English is essential for the benefit of the individual participant and for the course as a whole, and must therefore be documented in the application. A certificate of language is required.

### **Applications**

Please fill the ICCROM application form (obtainable from ICCROM web site) and send it together with a full professional curriculum vitae (in English) to the contact address below. (Email applications are welcome. In the event that it is not possible to provide a scanned version of the necessary photographs and signatures, it will also be necessary to send a paper copy.)

ICCROM – Sites Unit

Via di San Michele 13

I-00153, Rome, ITALY

Tel: +39 06 58553 1

Fax: +39 06 58553349

Email: [wood2012@iccrom.org](mailto:wood2012@iccrom.org)

Web Site: [www.iccrom.org](http://www.iccrom.org)

For further information regarding the course, please contact:

Ms. [Anne](#) Nyhamar (The Directorate for Cultural Heritage), e-mail: [any@ra.no](mailto:any@ra.no)

**Application deadline**

Applications should reach ICCROM by 30 September 2011 to ensure inclusion in our selection process.

**Please note that the implementation of the course is subject to the approval of the ICCROM Programme and Budget 2012-2013 by the General Assembly of ICCROM to be held in November 2011 and by the approval of Riksantikvaren's budget for 2012 in December 2011.**

## ***Appendix 2: Pre-course information material***

See end section of the report.

**Appendix 3: Course programme**

Day/ Time	Subject	Lecturer(s)	Venue
<b>Wednesday 23 May</b>			
08.30	Registration Coffee/ Tea	Anne, Sjur, Kjersti	Riksantikvaren (RA) Conference Room
09.15	Welcome and practical information	Anne Nyhamar, Sjur Mehlum, Kjersti Ellewsen, Nils Marstein	
	WELCOME!	Jørn Holme Director General, RA	
10.00	Norwegian Wood	Linda Veiby, RA	
11.00	Wood conservation in a global perspective	Gamini Wijesuriya ICCROM	
12.30	<i>LUNCH (provided)</i>		
13.30	The forest, a living raw material	Per Otto Flæte	
14.30	Departure to the forest by taxi		
15.30	Cutting a tree	Per Otto Flæte	
18.00	<i>DINNER (provided)</i>		Frognerseteren
	Introducing ourselves	Participants, guests, staff	
22.00	Return to Anker hostel		
<b>UNIT 1: Wood properties</b>			
<b>Thursday 24 May</b>			
09.00 – 09.20	Intro to unit 1	Sjur Mehlum	Riksantikvaren (RA)
09.20 – 12.00	Wood anatomy	Marco Fioravanti	Conference Room
12.00 – 13.00	<i>LUNCH (bring your own)</i>		
13.00 – 15.00	Wood anatomy	Marco Fioravanti	
<b>Friday May 25</b>			
09.00 – 12.00	Determination of wood species	Marco Fioravanti	
12.00 – 13.00	<i>LUNCH (bring your own)</i>		
13.00 – 16.00	Wood physics	Marco Fioravanti	
<b>Saturday May 26</b>			
09.00 – 12.00	Wood and moisture	Marco Fioravanti	Conference Room
12.00 – 13.00	<i>LUNCH (bring your own)</i>		
13.00 – 17.00	Wood behavior in structures	Marco Fioravanti	
<b>Sunday May 27</b>	<b>FREE DAY</b>		

Day/ Time	Subject	Lecturer(s)	Venue
<b>Unit 2: Environment and Decay</b>			
<b>Monday May 28</b>			
09.00	Review of unit 1	Student	Riksantikvaren (RA) Conference Room
09.20	Introduction to unit 2	Kjersti Ellewsen	
09.30 – 12.00	Climatology	Sarah Staniforth	
12.00 – 13.00	<i>LUNCH (bring your own)</i>		
13.00 – 17.00	Climatology	Sarah Staniforth	
<b>Tuesday May 29</b>			
09.00 – 12.00	Global climate change	Helge Drange	Riksantikvaren (RA) Conference Room
12.00 – 13.00	<i>LUNCH (bring your own)</i> Participants presentations x 2	Bajracharya, Brulotte	
13.00 – 17.00	Preventive conservation	Sarah Staniforth	
<b>Wednesday May 30</b>			
09.00 – 12.00	Preventive conservation/ Visit to museum	Sarah Staniforth	<i>To be decided</i>
12.00 – 13.00	<i>LUNCH (bring your own)</i>		
13.00 – 16.00	Participant presentations x 4	Dumitrescu, Fernandez Mendiola, Haj-El-Amin, Kambek	Riksantikvaren (RA) Conference Room
<b>Thursday May 31</b>			
08.30 – 9.00	Participant presentation	Katsibiri	
09.00 – 11.30	Biodegradation in a temperate climate	Johann Mattson	Riksantikvaren (RA) Conference Room
12.00 – 13.00	<i>LUNCH (bring your own)</i>		
13.00 – 17.00	Biodegradation; introduction to wood destroying insects	Johann Mattson	
<b>Friday June 1</b>			
08.30 – 09.00	Participant presentation	Lai	
09.00 – 12.00	Biodegradation; monitoring and control procedures	Johann Mattson	
12.00 – 13.00	<i>LUNCH (bring your own)</i>		
13.00 – 17.00	Termites	Lina Nunes	
<b>Saturday June 2</b>	<b>FREE DAY</b>		
<b>Sunday June 3</b>	<b>FREE DAY</b>		

<b>Unit 3: Conservation Theory and principles. EXCURSION</b>			
<b>Monday June 4</b>			
09.00	Review of unit 2	Student	Riksantikvaren (RA) Conference room
09.20	Introduction to unit 3	Sjur	
09.30 – 10.30	Value assessment -introduction	Dag Myklebust	
10.30 – 11.30	History of Conservation	Jukka Jokilehto	
11.30 – 14.00	Conservation principles and practices	Jukka Jokilehto	
14.00	Departure by bus to Røros <i>LUNCH on bus (bring your own)</i>		
20.00	Arrival Røros, check in		Vertshuset, Røros
21.00	Dinner at the Inn (provided)		

EXCURSION: *Separate detailed programme will be provided*

Day/ Time	Subject	Lecturer(s)	Venue
<b>Unit 4: Conservation of objects</b>			
<b>Monday June 11</b>			
09.00	Review of unit 3	Student	Riksantikvaren (RA) Conference Room
09.20 – 09.30	Introduction to unit 4	Kjersti Ellewssen	
09.30 – 12.00	Furniture conservation	Gordon Hanlon	
12.00 – 13.00	<i>LUNCH (bring your own)</i> Participants presentations	Lita, Madho	
13.00 – 17.00	Furniture conservation	Gordon Hanlon	
<b>Tuesday June 12</b>			
09.00 – 12.00	Visit to the National Museum, furniture conservation	Gordon Hanlon and museum staff	National Museum
12.00 – 12.30	<i>LUNCH (bring your own)</i>		
12.30	Subway to Økern		
13.00 – 13.45	Wooden ethnographic objects; description and treatment	Marieanne Davy Ball	Museum of Cultural History, storage
14.00 – 17.00	Wooden ethnographic material (workshop)	M. Davy Ball Nalini Sharma	Museum of Cultural History, lab at storage
<b>Wednesday June 13</b>			
09.00 – 12.00	Polychrome wooden medieval objects; structure and conservation	Kaja Kollandsrud	Museum of Cultural History, meeting room
12.00 – 13.00	<i>LUNCH (bring your own)</i>		
13.00 – 14.00	Polychrome wooden medieval objects	Kaja Kollandsrud	Visit to the museum collection
18.00 –	Dinner at Sjur's house		Madserud Allé
<b>Thursday June 14</b>			
08.30 – 09.00	Participant presentation	Markson	
09.00 – 11.30	Consolidation	Arnold Truyen	Riksantikvaren (RA) Conference Room
11.30 – 12.00	<i>LUNCH (bring your own)</i>		
12.00	Departure for Tusenfyrd Amusement Park		Vinterbro,(outside Oslo)
13.30 – 14.00	Introduction by the technical team of the timber roller coaster		
14.00 –	Enjoying the park		
<b>Friday June 15</b>			
08.30 – 09.00	Participant presentation	Mudenda	
09.00 – 12.00	Panel paintings	Jørgen Wadum	Riksantikvaren (RA) Conference Room
12.00 – 13.00	<i>LUNCH (bring your own)</i> Participant presentations	Mwenje, Nishioka	
13.00 – 17.00	Panel paintings	Jørgen Wadum	
<b>Saturday June 16</b>	<b>FREE DAY</b>		
<b>Sunday June 17</b>	<b>FREE DAY</b>		

Day/ Time	Subject	Lecturer(s)	Venue
<b>Unit 5: Conservation of built structures</b>			
<b>Monday June 18</b>			
09.00	Review of unit 4	Student	Riksantikvaren (RA) Conference Room
09.20 – 09.30	Introduction to unit 5	Sjur Mehlum	
09.30 – 12.00	Conservation of timber buildings	Panu Kaila	
12.00 – 13.00	<i>LUNCH (bring your own)</i> Participants presentations	Park, Pelsis	
13.00 – 17.00	Conservation of timber buildings	Panu Kaila	
<b>Tuesday June 19</b>			
09.00 – 12.00	Wood working tools and machinery	Panu Kaila	Riksantikvaren (RA) Conference Room
12.00 – 13.00	<i>LUNCH (bring your own)</i> Participants presentations	Schwab, Skagmo	
13.00 – 17.00	Strength of wooden structures	Nils Ivar Bowim	Including site visit
<b>Wednesday June 20</b>			
09.00 – 12.00	Japanese traditional wooden buildings	Satoshi Yamato	Riksantikvaren (RA) Conference Room
12.00 – 13.00	<i>LUNCH (bring your own)</i> Participants presentations	Vuga, Wangchuck	
13.00 – 17.00	Japanese wooden buildings	Satoshi Yamato	
18.30 -	Dinner and gathering at Dag's house		Pilestredet 66
<b>Thursday June 21</b>			
09.00 – 11.30	Introduction of workshop group work, meeting museum staff		Norwegian Folk Museum
12.00 – 13.00	LUNCH with staff (provided)		
13.00 – 17.00	Guided tour around the museum		
<b>Friday June 22</b>			
09.00 – 12.00	Oseberg ship, dating 820. History, conservation, support	Bill/ Løchen/ Braovac/ Hjulstad	Viking Ship Museum
12.00 - 13.00	<i>LUNCH (bring your own)</i>		
	Documentation, scanning and interpretation of data. Ships and churches	Bjarte Aarseth	
	Documentation, traditional methods	Ola Storsletten	
<b>Saturday June 23</b>			
10.00 – 12.00	Fire protection	Sjur Helseth	Folk Museum
12.00 – 13.00	<i>LUNCH (bring your own)</i>		
13.00 – 17.00	Emergency planning and salvage	Fiona Macalister	Collett building
18.00 -	Midsummer party at Folk Museum		
<b>Sunday June 24</b>	<b>FREE DAY</b>		



Day/ Time	Subject	Lecturer(s)	Venue
<b>Unit 6: Workshop and exam</b>			
<b>Monday June 25</b>			
09.00 – 12.00	Introductory lecture	Peter McCurdy	Norwegian Folk Museum Collett building
12.00 – 13.00	LUNCH ( <i>bring your own</i> )		
	<i>Separate workshop programme to follow</i>		
<b>Tuesday June 26</b>			
09.00 – 11.30	<i>Workshop programme</i>		Norwegian Folk Museum
12.00 – 13.00	LUNCH ( <i>bring your own</i> )		
13.00 – 14.00	<i>Workshop programme</i>		
15.00 – 18.00	Condition assessment	Peter McCurdy	Collett building
<b>Wednesday June 27</b>			
09.00 – 11.30	<i>Workshop programme</i>		Norwegian Folk Museum
12.00 – 13.00	LUNCH ( <i>bring your own</i> )		
13.00 – 15.00	<i>Workshop programme</i>		
15.00 – 18.00	Timber structures – dismantling – repair techniques. Mixed structures	Peter McCurdy	Collett building
<b>Thursday June 28</b>			
	Study day		
<b>Friday June 29</b>			
Final Exam			
End of ICWCT 2012 Course evaluation, Closing ceremony and reception.			

*Appendix 4: The Excursion Programme*



**COURSE EXCURSION June 4 – 9, 2012**



**Røros – Dovre – Vågåmo – Lom – Urnes – Aurland**

### Unit 3: Conservation Theory and principles. EXCURSION

#### Monday June 4

09.00	Review of unit 2	Student	Riksantikvaren (RA) Conference room
09.20	Introduction to unit 3	Sjur	
09.30 – 10.30	Value assessment -introduction	Dag Myklebust	
10.30 – 11.30	History of Conservation	Jukka Jokilehto	
11.30 – 14.00	Conservation principles and practices	Jukka Jokilehto	
14.00	Departure by bus to Røros <i>LUNCH on bus (bring your own)</i>		
18:00 – 19:30	Introduction to the mining community and Røros on the bus. Bus tour of Vingelen	Jon H. Lillegjelten	
18:30 – 18:50	Tour of the Material Bank	Jakob Trøan Kolbjørn Vegar Os Jon H. Lillegjelten	Vingelen
20.00	Arrival Røros, check in		Vertshuset (The Inn), Røros
21.00	Dinner at the Inn (provided)		

#### Tuesday June 5: See separate programme for Røros



<b>Wednesday June 6</b>			
09:00	Surface coatings and finish	Jon Brænne	
11.30 – 12:30	<i>LUNCH (bring your own)</i>		
12:30 – 17:00	Surface coatings and finish		
	<i>Dinner – own responsibility</i>		
<b>Thursday June 7: Røros - Vågåmo</b>			
08.00	Departure Røros		
	Budsjord farm, Dovre	Erik Langdalen	Dovre
11:30 – 12:00	<i>LUNCH (provided)</i>		
	Budsjord farm	Mette Bye	
17:00	<i>Dinner at Budsjord farm (provided)</i>		
18:00	Departure for Vågåmo		Vågåmo
ca.19:30	Arrival		
20:00 – 20:30	The Norwegian Stave Churches	Sjur Mehlum	Vågå Hotel
<b>Friday June 8: Vågåmo - Aurland</b>			
08.00	Departure Hotel		We drive through Lom, over Sognefjellet mountain pass and along Lustrafjorden
	<i>LUNCH (bring your own packed lunch)</i>		
13:00	Urnes Stave Church – a World Heritage Site		
14:30	Ferry from Urnes		
16:00	Ferry from Kaupanger		Kaupanger
18:05	Arrival Gudvangen		
18:30 – 19:30	Undredal Stave Church	Sjur shows us the restoration work in progress	Undredal
20:00	Check in at hotel Vangsgården		Aurland
20:30	<i>Dinner (provided)</i>		Vangsgården Hotel
<b>Saturday June 9</b>			
09:00	Departure Hotel		
	Regular public bus to Flåm		
09:30	Free time in Flåm		
11:00	Train - Flåmsbanen		Flåm
12:25	Change train in Myrdal		Myrdal
17:36	Arrival Oslo		Oslo
<b>Sunday June 17</b>			
<b>FREE DAY</b>			

# The craftsman's place in building conservation – Røros mining town and the Circumference

Program for the 4th and 5th June 2012

---

The International Course on Wood Conservation Technology  
Kolbjørn Vegar Os and Berit Bakosgjelten, Røros Museum Building Conservation Centre.



Photo: Ole Jørgen Kjellmark

### Programme 4th – 5th June 2012

Monday 4th			
18.00-19.30	Introduction to the Mining Community and Røros on the bus from Tynset. Bus tour of Vingelen.	Jon H. Lillegjelten	
18.30-18.50	Visit to the Material Bank.	Jakob Trøan Kolbjørn Vegar Os? Jon H. Lillegjelten	Vingelen
Tuesday 5th			
8.00-11.00	Bus tour and visit to the mine Olavsgruva/ Storzartz with information about its history, construction and issues concerning the conservation work.	Jon H. Lillegjelten	Bus from Malmplassen
11.00-12.00	Lunch at Kurantgården		Kurantgården
12.00-13.00	Presentation of “The Uthusprosjektet” (The Outbuildings Project), structure and working methods. Building conservation as a phenomenon.	Torbjørn Eggen Arild Bjarkø Berit Bakosgjelten Kolbjørn Vegar Os	Kurantgården
13.00-14.40	Group work with case studies. Various issues related to the restoration of wooden structures will be discussed with reference to particular examples.  <i>preliminary case studies will be given on a on separate list</i>	Arild Bjarkø Kolbjørn Vegar Os Bjørn Kjetil Westum Olaf Piekarski Ole D. Sevatdal Staffan Anderson Jon H Lillegjelten Jørn Solli Ingulf Os Vaabo Vainomaa	Using 6 different examples
14.40-15.00	Coffee and cake		Kurantgården
15.00-18.00	Presentation and discussion of case studies and problems.	The craftsman is responsible but with contributions from the group. Images prepared by the craftsman.	Kurantgården
19.00-19.30	‘Pols’ – traditional dance course		Kurantgården
19.30-	Dinner at Hjulmakerstuggu / Belgmakerstuggu Folk music	Mary Barthelemy Trond Steffen Gro Petter mfl.	Kurantgården



## Overview of group work.

These are preliminary suggestions and will end up as 6 case studies with one responsible craftsman. Both the problems and the responsible craftsmen may change.

	Problem	Case study	Craftsman
1	Severely rot-damaged cowsheds; Strategy for the restoration.	Mørkstugata. Ellen Thoenbarn.	Bjørn Kjetil Westum
2	Re-use and thermal insulation of windows and doors.	Several	Olaf Piekarski
3	Craft documentation – what distinguishes the documentation done by the contractor and how should it be stored?	Kjerkgata 53	Jerker Nivfors / Kjell Andresen
4	Bungings/extension techniques	Stormohuset, Flanderborg 26 Labratoriebrakka	Geir Ove
5	Exposed technical wood constructions	Sagbrua river buildings, modules in Murhytta	Arild Bjarkø
6	Reconstructions (The 'empty holes problem'), courses and teaching challenges	Aspåstomt og Kaffestuggu	Kolbjørn Vegar Os (Torbjørn?)
7	Traditional craft techniques/cultural conservation as objects or living knowledge.	Birch bark roofs/ flattening the sides of the timber with ax, Sleggveien	Jon Holm Lillegjelten
8	Material quality – where bad solutions can be repeated (and how recent in history) and how to deal with it as a craftsman	Port Flanderborg ... Slate roof - local slate	Vaabo Vainomaa
9	Adding reinforcing/protective structures versus replacement	Kjerkgata 8, Hartzgården	Ole D Sevattal



**Welcome!**

#### **Appendix 4C: The programme for Budsjord farm, Dovre**



**Budsjord farm** has 17 log buildings from the 18<sup>th</sup> and 19<sup>th</sup> century. The farm is listed, and has not been a working farm for a long time. Last year the architect Erik Langdalen bought the farm and plans to make it a working farm once more.

Erik will tell you more about the history of the farm and his plans for new use when we arrive tomorrow. As a preparation for the day, we would like you to think about which group you would like to join. We will as far as possible follow your wishes!

Following is a short description of the group work. Further in-depth information regarding the task will be given at the farm, as the owner will be present.

1. **External condition report.** We will pick out one or two buildings that needs surveillance. Survey the houses, where is it degraded and why? What needs to be done? Prepare a report to hand over to the owner at the end of the day.
2. **The barn.** Erik wants to use this building as an exhibition for the old farm tools and machinery, on the second floor. There are security issues, and also: does the building have the right environment for the objects? In general, is the suitable as a museum?
3. **Summer house:** Erik and his family want to live on the farm all year round. This building was built as a summer house, and has no insulation. It has not been heated at all since it was built. The ground floor has beautiful paint decorations. Erik wants to build an apartment in parts of the first floor, with modern facilities like a bathroom and a kitchen. How will it change the physicality building? Find suggestions and solutions.



**Appendix 5: Workshop programme at Norsk Folkemuseum**

<b>Thursday June 21</b>			
09.00 – 10.00	Introduction, meeting staff	Bygningsantikvarisk	Collett building
10.00 – 12.30	Guided tour around the museum + the stave church	NF-guide + Sjur/Stian/Ole Jørgen	
12.30 – 13.30	LUNCH with staff (provided)		Collett building
13.30 – 16.00 16.00 – 17.00	-Guided tour at Tomta -Introduction to workshop sites -Presentation of assessment survey objects	Bygningsantikvarisk Magnus, Henning, Christian, Stian, Ole Jørgen, Edvard	4 buildings
<b>Friday June 22</b>			
09.00 – 12.00	Oseberg ship, dating AD 820. History, conservation, support	Bill/ Løchen/ Braovac/ Hjulstad	Viking Ship Museum
12.00 - 13.00	LUNCH ( <i>bring your own</i> )		
	Documentation, scanning and interpretation of data. Ships and churches	Bjarte Aarseth	
	Documentation, traditional methods	Ola Storsletten	
<b>Saturday June 23</b>			
10.00 – 13.00	Emergency planning and salvage	Fiona Macalister	Collett building
13.00 – 14.00	LUNCH ( <i>bring your own</i> )		
14.00 – 14.30	Training for emergencies		Collett building
14.30 – 16.00	Exercises at two sites – two groups		Barfrøstua Kirkesamlingen
16.00 – 17.00	Feedback – two groups		Collett building
16.00 – 21.00	Midsummer party at Folk Museum		See website for info
<b>Monday June 25</b>			
09.00 – 12.00	Introductory lecture	Peter McCurdy	Collett building
12.00 – 13.00	LUNCH ( <i>bring your own</i> )		
13.00 – 14.00	<i>Fire protection Gol stave church</i>	Tormod Kaaløy	
14.00 – 17.00	<i>Workshop programme</i>		
<b>Tuesday June 26</b>			
09.00 – 12.00	<i>Workshop programme</i>		
12.00 – 13.00	LUNCH ( <i>bring your own</i> )		
13.00 – 16.00	Condition assessment	Peter McCurdy	Collett building
16.00 – 18.00	Condition assessment		4 buildings – on site
<b>Wednesday June 27</b>			
09.00 – 11.30	<i>Workshop programme</i>		
12.00 – 13.00	LUNCH ( <i>bring your own</i> )		
13.00 – 15.00	<i>Workshop programme</i>		
15.00 – 17.00	Presentation of assessment survey		Collett building

**Appendix 6: ICWCT 2012 Lecturers**

<b>Gamini Wijesuriya</b>	ICCROM	Rome, IT
<b>Joe King</b>	ICCROM	Rome, IT
<b>Linda Veiby</b>	Riksantikvaren - Directorate for Cultural Heritage	Oslo, NO
<b>Ola Storsletten</b>	NIKU - Norwegian Institute for Cultural Heritage Research	Oslo, NO
<b>Marco Fioravanti</b>	DEISTAF, University of Florence	Florence, IT
<b>Per Flæte</b>	Norwegian Institute of Wood Technology	Oslo, NO
<b>Bjarte Aarseth</b>	Museum of Cultural History	Oslo, NO
<b>Jan Bill</b>	Museum of Cultural History	Oslo, NO
<b>Johan Mattsson</b>	Mycoteam	Oslo, NO
<b>Lina Nunez</b>	National Laboratory for Civil Engineering	Lisboa, PT
<b>Helge Drange</b>	University of Bergen	Bergen, NO
<b>Sarah Staniforth</b>	National Trust	Swindon, UK
<b>Dag Myklebust</b>	Riksantikvaren - Directorate for Cultural Heritage	Oslo, NO
<b>Jukka Jokilehto</b>	Independent consultant	Rome, IT
<b>Gordon Hanlon</b>	Museum of Fine Arts	Boston, USA
<b>Marieanne Davy Ball</b>	Independent conservator	Oslo, NO
<b>Kaja Kollandsrud</b>	Museum of Cultural History	Oslo, NO
<b>Peter McCurdy</b>	McCurdy & Co Ltd	Reading, UK
<b>Jørgen Wadum</b>	National Gallery of Denmark	Copenhagen, DK
<b>Jon Brønne</b>	NIKU - Norwegian Institute for Cultural Heritage Research	Oslo, NO
<b>Panu Kaila</b>	Independent consultant	Helsinki, FI
<b>Nils Ivar Bowim</b>	Norwegian University of Life Sciences	Ås, NO
<b>Sathoshi Yamato</b>	Agency for Cultural Affairs	Tokyo, JP
<b>Fiona Macalister</b>	Independent conservator	Bristol, UK
<b>Arnold Truyen</b>	Stichting Restauratie Atelier Limburg	Maastricht, NL

## Appendix 7: ICWCT 2012 Resource people

---



**NYHAMAR, Anne**  
Course Administration

Tel: +47 98 22 87 21  
E-mail: any@ra.no

Anne is an Advisor in the section for International Issues at the Directorate. She has a degree in Graphic Design from Norwich (UK) and a MA in Museology from Amsterdam.

### Work Experience:

Anne worked for 20 years within the field of visual communication and exhibition design in the UK, Ireland and the Netherlands as well as 4 years in the South East Asian region before joining Riksantikvaren in 2009. At the Directorate she is involved in a range of projects involving international cooperation with partnering countries, both in Europe and Africa. This cooperation includes providing expert advice, institutional cooperation and capacity building, following up international conventions and building networks. She is also involved in visual communication and information projects at the Directorate.

*ICWCT 2012: Anne is responsible for the overall course administration and planning.*

---



**ELLEWSEN, Kjersti Marie**  
Course administration

Tel: +47 98 22 87 12  
E-mail: kme@ra.no

Kjersti has a degree in conservation from the University of Oslo. She also studied archaeology in Gothenburg and anthropology in Trondheim, and has practical experience in buildings restoration.

### Work Experience:

Kjersti has been employed at the Museum of Cultural History for ten years, working with archaeological objects conservation, especially from medieval towns. She has worked with metals, leather, textiles and wood. She has experience from planning and running a modern museum storage facility, including preventive conservation, health and safety and fire safety. Kjersti has written the Emergency plan for the museum. Since early 2011, she has been working as an advisor in buildings restoration and indoor climate at the Directorate for Cultural Heritage, mainly for historic churches in Norway.

*ICWCT 2012: Kjersti is, together with Sjur, responsible for the course academic programme.*

---



**MEHLUM, Sjur**

Course administration

Tel: +47 98 20 27 96

E-mail: sjm@ra.no

Sjur has a MA in ethnology from the University of Oslo. He is a trained carpenter, with a journeyman certificate and has also studied wood conservation in Venice.

**Work Experience:**

Sjur is a Senior Advisor and has been employed at The Directorate for Cultural Heritage since 1997. His experience of wood constructions is wide; from small log buildings to complicated manor houses and churches. Since 2007 he has been responsible for the Stave Church Program which aims to restore all the Stave churches in Norway. Before joining the Directorate of Cultural Heritage he worked for several years as a carpenter, both with restoration and new constructions.

*ICWCT 2012: Sjur is together with Kjersti responsible for the academic programme.*

---



**MARSTEIN, Nils**

Special Adviser

Tel: +47 98 20 28 28

E-mail: nm@ra.no

Nils Marstein has a MA in Architecture from the University of Trondheim and is a specialist in architectural conservation. He is an Adviser on international issues at the Norwegian Directorate for Cultural Heritage

**Work Experience:**

Marstein was Director General at the Norwegian Directorate for Cultural Heritage 1995–2009, ICWCT Course Director 1984–1994 and President of ICOMOS International Wood Committee 1990–1999. He was member of UNESCO World Heritage Committee 2003-2007 and ICCROM Council 1993-2001. As a conservation architect he has mainly worked with conservation of the Norwegian medieval wooden buildings and churches and 18<sup>th</sup> century manor houses.

*ICWCT 2012: As one of the founders of the Wood Course, Nils acts as an expert adviser for the course administration.*

---



**KING, Joseph**  
Unit Director, ICCROM

Sites Unit - ICCROM  
Via di San Michele, 13  
00153 Rome, Italy

Tel: +39 06 5855 3313  
E-mail: [jk@iccrom.org](mailto:jk@iccrom.org)

Joseph King has MA in City and Regional Planning and Historic Preservation from the University of Pennsylvania (USA). Since 2004 he has been the Director of the Sites Unit at ICCROM. In this capacity, he oversees ICCROM's programmes and activities related to immovable heritage, including ICCROM's work as advisory body to the World Heritage Committee.

**Work Experience:**

King was Senior Project Manager at ICCROM in charge of the AFRICA 2009 programme, a long-term regional programme for the conservation of immovable cultural heritage in Sub-Saharan Africa. Before joining ICCROM, he worked as a consultant on projects related to urban planning and conservation in Kenya, the United States and Italy.

*ICWCT 2012: Joe will be joining us during the excursion in Unit 3*

---



**WIJESURIYA, Gamini**  
Project Manager, ICCROM

Sites Unit  
ICCROM  
Via di San Michele, 13  
00153 Rome, Italy

Tel: +39 06 5855 3316  
E-mail: [gw@iccrom.org](mailto:gw@iccrom.org)

Gamini Wijesuriya has a BSc and MSc in Architecture. While practicing, he also obtained an MA in History/Historic Preservation from Carnegie-Melon University (USA) and an MA in Archaeology/Heritage Management from York University (UK) and obtained his Ph.D. from Leiden University in the Netherlands.

**Work Experience:**

Dr. Wijesuriya has been attached to the Sites Unit of ICCROM as a Project Manager since 1994. He is the coordinator of the course on Conservation of Built Heritage (CBH09), deputy coordinator for World Heritage activities and oversees the Living Heritage Sites Program. As the Director of Conservation of the Department of Archaeology of the Government of Sri Lanka, he was responsible for the Heritage Conservation Program of the country from 1983 to 1999. He worked as the Principal Regional Scientist of the Department of Conservation of the Government of New Zealand (2001-2004). He was an active member of ICOMOS since 1984; Executive Committee of the World

Archaeological Congress (WAC) from 1994, Vice President in 2003-2005. He also served in the ICCROM Council (1990-1992). He has many publications to his credit on philosophical, technical and managerial aspects of conservation and management of heritage.

*ICWCT 2012: Lecture day 1: Wood conservation in a global perspective*

---



**FIORAVANTI, Marco**

Tel.: +39 347 5852120

E-mail: marco.fioravanti@unifi.it

Associated Professor of Wood science and technology at the University of Florence. His academic background is in Forestry Science with a PhD in Wood Science at Florence University.

**Work experience:**

Conservation of wooden cultural heritage has been one of his main subjects of interest since the end of 80's. Researches have been carried out on the physical and mechanical behaviour of wooden panel paintings and wooden sculptures, on conservation of historical wooden musical instruments and waterlogged archaeological wood. Member of the International Association of Wood Anatomist (IAWA) from 1989, Member of the Scientific Council of the International University of Art of Florence (from 1998), Member of the Directive Board of the European Society for Wood Mechanics (2001-2008), Member of the Italian Academy of Forestry Science (from 2003); Chairman of the WG Wood of the UNI Committee for Standards in Cultural Heritages .

*ICWCT 2012: Lecturer Unit 1. Wood anatomy*

---



**MATTSSON, Johan**

Mycoteam AS

P.O.Box 5 Blindern

N-0113 Oslo, Norway

e-mail: johan@mycoteam.no

M.Sc. in Mycology at University of Oslo in 1985. Manager R&D in Mycoteam, a leading Norwegian consultant company and research institution regarding bio deterioration in buildings and building materials.

**Work Experience:**

Johan Mattsson has more than 25 years of experience of building survey and analyses of biodeterioration caused by fungi and insects in cultural heritage. He has made several scientific studies of World Heritage Sites, e.g. Bryggen in Bergen, Urnes Stave Church, the Russian timber

churches at Kizhi and assessed problems with biological degradation of many other cultural heritages in a number of other countries in Europe, Africa and Asia. He has published numerous scientific and popular science articles and a dozen books on the biological degradation of buildings and building materials and indoor air quality problems.

*ICWCT 2012: Lecturer Unit 2: Environment and Decay*

---



**STANIFORTH, Sarah**

Museums and Collections Director

The National Trust, Heelis, Kemble Drive, Swindon SN2 2NA, UK

Tel: 01793 817807

E-mail: Sarah.Staniforth@nationaltrust.org.uk

**Work Experience:**

From January 2011 Sarah Staniforth has been Museums and Collections Director at the National Trust. She is also a director of National Trust Enterprises and Historic House Hotels. She was Historic Properties Director from 2005-2010 and Head Conservator from 2002-2004. She joined the National Trust in 1985 as Adviser on Paintings Conservation and Environmental Control. She read chemistry at Oxford University, studied paintings conservation at the Courtauld Institute of Art and worked in the scientific department of the National Gallery from 1980-1985.

For many years she served on the Council of IIC (International Institute for Conservation of Historic and Artistic Works), initially as a Council Member then as Vice-President. She was a member of the Directory Board of ICOM-CC (International Council of Museums –Conservation Committee) from 1996-1999. She is a Fellow of IIC, the Society of Antiquaries and the Royal Society of Arts. She served on the Council of the UK Museums Association from 2005 – 2011. Sarah joined the Council of AIM (Association of Independent Museums) in 2011. She is a member of the Westminster Abbey Fabric Commission, the Gloucester Diocesan Advisory Committee and a Trustee of the Hunterian Museum at the Royal College of Surgeons and the Pilgrim Trust. She has written and lectured extensively on preventive conservation for collections in museums and historic houses; some of this work is recorded in the National Trust Manual of Housekeeping, which was published in 2006 with a revised edition in 2011. She is currently working on a book on preventive conservation for the Getty Conservation Institute Readings in Conservation series, due to be published in 2012. Her interests include: museums and sustainability; and the mitigation and adaptation of climate change impacts on the historic environment.

Sarah has lectured on the ICWCT since 1992.

*ICWCT 2012: Lecturer Unit 2. Environment and decay*

---



**NUNES, Lina**

Tel: +351 218443659

Email: [linanunes@lnec.pt](mailto:linanunes@lnec.pt)

Lina has a degree in Biology from the University of Lisbon and a Ph.D. in Timber Technology from the Imperial College London.

**Work Experience:**

Lina Nunes is Researcher at the Timber Structures Division of LNEC (National Laboratory for Civil Engineering) in Lisbon, Portugal. She conducts R&D activities related to the durability and protection of timber and use of timber in construction, which includes studies on wood and wood-based materials and rehabilitation of timber structures. Special interests of research are the biology and control of termites and the development of environmental friendly wood protection strategies, including less toxic products, biological control, use of natural products and protection by design. She has been, in recent years, actively involved in several Cost Actions like E37 "Sustainability through new technologies for enhanced wood durability" and IE0601 "Wood Science for Conservation of Cultural Heritage". She has also done a significant amount of teaching as Invited Professor of the *Escola Superior de Artes Decorativas (ESAD/FRESS)* in Lisbon, degree of "Conservation and Restoration".

*ICWCT 2012: Lecturer Unit 2: Environment and decay*

---



**Prof. Dr. JOKILEHTO, Jukka**

Via Anicia 6

00153 Rome, Italy

E-mail: [j.jokilehto@fastwebnet.it](mailto:j.jokilehto@fastwebnet.it)

Special Advisor to the Director-General of ICCROM.  
Professor at the University of Nova Gorica, Slovenia

Jukka Jokilehto, born in Finland, graduated in architecture and urban planning at the Polytechnic University of Helsinki; he has a DPhil in Conservation Studies from the University of York, UK. He worked at ICCROM from 1972 to 1998, representing the organization at UNESCO and at ICOMOS, and retiring from the position of Assistant to Director General. He was World Heritage Advisor to ICOMOS from 2000 to 2006, involved in the evaluation of World Heritage nominations, and President of the International Training Committee of ICOMOS from 1993 to 2002.

**Work Experience:**


Jokilehto worked as architect and urban planner in Finland until being employed at ICCROM. Here he was responsible for the development and direction of the programmes in architectural and urban conservation, in particular the International ARC Course (1972-1998), and the ITUC programme for territorial and urban conservation (1995-1998). Since his retirement from ICCROM, Jokilehto has



been involved in the assessment of World Heritage nominations, and has acted as international consultant to UNESCO, ICOMOS and various States Parties on issues related to World Heritage. He teaches the doctoral courses in 'Economics and Techniques for the Conservation of the Architectural and Environmental Heritage' of the University of Nova Gorica, Slovenia, organized in Venice. He has published extensively, including *A History of Architectural Conservation* (1999, Butterworth-Heinemann), and jointly with B.M. Feilden: *Management Guidelines for World Cultural Heritage Sites* (1993, ICCROM). Both books have been translated to several languages.

*ICWCT 2012: Lecturer Unit 3: Conservation Theory and principles. Jukka will also be joining us on the excursion.*

---



**BRÆNNE, JON**

Tel: +47 922 021 66  
E- mail: jbrenne@online.no

Jon Brænne works as Paintings Conservator/Senior Researcher at NIKU, Norwegian Institute for Cultural Heritage Research. He is also a Professor II in conservation at Gothenburg University, Sweden.

**Work experience:**

Jon has worked for more than 44 years as a painting conservator. His main work has been building conservation and architectural paint research. In addition he has worked with conservation of a wide range of materials and condition assessment of vernacular buildings and churches. For 14 years he worked at Riksantikvaren as a paintings conservator and later the Head of the Conservation Section. From 1991-1997 he was the co-ordinator for ICOM – CC. in the working group on Polychrome Sculpture. Jon has work experience from 19 countries and has published more than 170 scientific- and popular scientific papers, publications and books. He has been a lecturer at all the previous ICWCT courses.

*ICWCT 2012: Lecturer Unit 3: Conservation theory and principles and during the excursion*

---



**HANLON, Gordon**

Museum of Fine Arts  
465 Huntington Avenue, Boston MA 02115-5523, USA  
E-mail: ghanlon@mfa.org

Gordon Hanlon has been the Head of Furniture and Frame Conservation at the Museum of Fine Arts, Boston since 2000. After receiving his BA in Biology from the University of York (UK), he studied furniture making at the London College of Furniture followed by 4 years training in the conservation of furniture and gilded surfaces at the Victoria and Albert Museum in London.

**Work Experience:**

Gordon worked from 1988 to 2000 in the Decorative Arts and Sculpture Conservation lab at the J.Paul Getty Museum in Los Angeles. He has written numerous articles for publications such as for the *Journal of the American Institute for Conservation* as well as the "Tortoiseshell" entry for the *Groves Art Dictionary*. He has been an instructor and course organizer for the Getty Conservation Institute Training Courses and has lectured on a wide variety of conservation related topics such as "Low Oxygen Methods for Insect Control", "Some Applications of Adobe Photoshop for the Documentation of Furniture Conservation." and "The De-Installation of a Period Room: What Goes In To Taking One Out."

*ICWCT 2012: Lecturer Unit 4: Conservation of objects*

---



**MACALISTER, Fiona**

Tel: +44 7717 168231

Email: [fionamacalister@btinternet.com](mailto:fionamacalister@btinternet.com)

Independent Preventive Conservator.


BSc joint honours in Archaeology and Geological Sciences from Leeds University, Postgraduate Diploma in Archaeological Conservation from Durham University (UK).

**Work Experience:**

Fiona Macalister is an independent preventive conservator and consultant and a member of the UK Department of Culture, Media and Sport Emergency Planning Working Group and Training sub group. In 2011 Fiona was elected Fellow of IIC. She has worked independently as a conservator and a consultant since 2008, work which has included advising national museums and others on the appropriateness of their emergency plans and the preparation of plans and supporting material. She previously worked for the National Trust (NT), as Preventive Conservation Adviser, Technical, with a national remit; organising and delivering training on the annual 3 day Emergency Salvage course. She is one of the founders of the DCMS/English Heritage/NT Emergency Salvage Course for staff of historic houses, museums and galleries. She worked for 20 years as conservation manager and conservator of archaeological and ethnographic materials, Egyptology, ceramics, glass, metalwork, stone and sculpture in the following organisations: The Ashmolean Museum, Bristol Museums, Galleries and Archives; the National Museum of Antiquities of Scotland and the Lincoln Archaeological Trust. In 2011 Fiona was awarded a Winston Churchill Travelling Fellowship to research various aspects of disaster planning and was appointed to the Executive Committee of ICOM-UK.

*ICWCT 2012: Lecturer Unit 5: Conservation of built structures.*

---



**KAILA, Panu**

E-mail: kaila.panu@gmail.com

MA in Architecture from Helsinki University of Technology.

**Work Experience:**

Private studios, National Board of Historical Monuments 1971 - 1990, Helsinki University of Technology, Tampere University of Technology, Oulu University 1990 - 2004, Tokyo National University of Fine Arts (Geidai) 2005 - 2007. Visiting lecturer in Italian & al. universities. Member of ICOMOS Vernacular Committee since 1977, and Wood Committee since 1978, chair of Finnish National Committee of ICOMOS 1991 - 1992. ICCROM, lecturer of wood week 1980 - 1994, vice chairman of ICCROM Council 1990 - 1993. Panu Kaila has participated in ICWCT as a lecturer since 1984 and is the author of several books on Building Conservation, focusing healthy building, traditional building materials and paints. He is a popular columnist in several magazines, newspapers and TV-programs.

*ICWCT 2012: Lecturer Unit 5: Conservation of built structures.*

---

**Appendix 8: Evaluation forms**

**UNIT EVALUATION**

---

UNIT X:      Unit title

Please rate the following from 1 to 5 and provide additional comments.  
1 = very poor; 2 = poor; 3 = adequate; 4 = good; 5 = very good

Composition and Contents of Unit:                      1        2        3        4        5  
Comments:

Clarity of overall Unit:                                      1        2        3        4        5  
Comments:

Usefulness of resource materials:                      1        2        3        4        5  
Comments:

Relevance/Applicability to your work:                1        2        3        4        5  
Comments:

Time allocated for presentation/discussion:        1        2        3        4        5  
Comments:

Standard of lecturers:                                      1        2        3        4        5  
Comments:

- Were there any lecturers who were particularly good? Who? What did you like in particular?
- Were there any lecturers who were particularly poor? Who? Please explain why.
- Which presentations / sessions were most useful to you and why?
- Which presentations/sessions units were least useful to you and why?
- Which topic(s) was/were totally new to you?
- Additional comments:

## OVERALL COURSE EVALUATION

---

Please rate the following from 1 to 5 and provide additional comments.

1 = very poor; 2 = poor; 3 = adequate; 4 = good; 5 = very good

1. Was the information and practical assistance *preceding* the course sufficient?

1      2      3      4      5

*Comments:*

2. Was the information and practical assistance *during* the course sufficient?

1      2      3      4      5

*Comments:*

3. Was the clarity of information regarding the course schedule sufficient?

1      2      3      4      5

*Comments:*

4. What is your impression of the practical organisation of the course?

1      2      3      4      5

*Comments:*

5. Was the duration of the course

Too short \_\_\_\_\_      Just right \_\_\_\_\_      Too long \_\_\_\_\_

*Comments:*

6. Was the number of participants convenient?

1      2      3      4      5

*Comments:*

7. Was the lodging provided at Anker in Oslo satisfactory?

1      2      3      4      5

*Comments:*

8. In general, did you find the lectures interesting and informative?

1      2      3      4      5

*Comments:*

9. Was the balance between objects and buildings satisfactory?

1      2      3      4      5

*Comments:*

10. Did you find the academic level of the course satisfactory?

1      2      3      4      5

*Comments:*

11. Did you find the participant presentations beneficial?

1      2      3      4      5

*Comments:*

12. Will what you have learnt on the course be useful for your work?

1      2      3      4      5

*Comments:*

13. Would you recommend the course to anyone in your home country?

1      2      3      4      5

*Comments:*

## **Appendix 9: Summary of evaluation forms - Quotes from the evaluation reports**

- «Anne, Kjersti, Sjur did an outstanding job for this course. The course is excellent and I hope it will continue for years to come. Bringing twenty people from around the world to this beautiful country and putting on this course is a truly wonderful thing. You should be very proud of what you are doing. I am truly proud to tell people that I attended this course. »
- “Thank you! This course is the best thing that happened to me. Again, takk!”
- “I have been to other international courses and this is the best. “
- “The organisers were wonderfully helpful and an excellent team. Genuinely cared. “
- “The course was highly organised – I felt at all times that I knew what was happening.”
- “I would definitely recommend this course. It was life-changing. “
- “...I think when you push yourself you learn more than a syllabus, you learn about yourself; an in-depth understanding of wood, people and how we relate, points of view and what we see. Thank you Riksantikvaren for a most wonderful experience. When I think of what I expected it far exceeded my expectations. “
- “The course will be very useful in my work”
- “I learnt a lot, and the best is that I have new questions!”
- “I will recommend the course to all the architects at my work!”
- “Five stars – seriously. No stone was left unturned.”
- “... the interaction between the lecturers and participants could be smoother to gauge how much people are absorbing; a two-way street.”
- “I think it would be better to include ‘real world’ buildings – historic listed buildings within Oslo that are privately owned residents and how alterations and restorations are handled.”

- “I think an intro to everyone before we dive into the anatomy of wood on the first day would be beneficial. A round-table discussion to introduce ourselves and become comfortable and to get everyone talking. ..”
- “This was a once in a lifetime experience and I am most grateful to you all for the way you opened up your homes, families and shared Norway with us. It was most welcoming.”





## Practical Information

ICWCT 2012 is at hand, and we look forward to seeing you all in Oslo soon. Following is some general information which we hope will help you during your arrival and stay.

### Arrival



You will arrive at Gardermoen Airport, the main airport in Oslo. From the airport, we recommend you take the airport train (Flytoget) to the Central Station in Oslo. The fare is 170 NOK and the trip takes 20 minutes. There are also a regular train service between the airport and Oslo Central station. These do not run as frequently as the Airport train and are slower, but cheaper. Ask at the airport.

A taxi from Gardermoen airport to the city centre is very expensive – we do not recommend it!

Someone will meet you at the **Meeting Point** in the main Arrivals Hall of the Central Station. The Meeting Point is located just beside the big Arrivals and Departures board. Look out for the ICWCT 2012 logo!

### Anker Student Hostel



You will have your own small studio apartment with a bathroom (toilet and shower) and a small kitchen corner. We will provide you with some basic kitchen utensils so you can prepare your own food. Some larger pots and pans will be available to share – and encourage joint dinners! Sheets, duvet and pillows are provided on arrival but *please bring your own towels*.

There is a laundry with self-service washing machines available for use in the hostel. During your stay you are responsible for the cleaning of your own apartment. Buckets, mops and cleaning detergents will be available for sharing. You are responsible for washing your own bed linen or you can exchange them for clean ones at the hostel for a small fee.

The apartments are basic and do not include such facilities as TV, hairdryers etc. There is internet connection which is free of charge. You will probably find it useful if you bring your own laptop, but if not - there will be a PC available for student use in the course office at Riksantikvaren during working hours. There are also numerous internet cafes in Oslo.

You can read more about Anker Student Hostel on <http://ankerstudentbolig.no/en/>

## Meals and Food

The course does not provide you with meals (with some exceptions). You will be preparing and paying for your meals yourself. There are many cafes and restaurants in Oslo but you might find them quite expensive. There is a general food store as well as a health food store in the same block as the hostel. There are also many food stores in the neighbourhood which sell a wide range of different foods, fruits and vegetables. Note that the tap water in Oslo is fine to drink so there is no need to buy bottled water.

During the excursion, some of the meals are paid by the course.  
*Please let us know if you have any particular dietary requirements! (religious, vegetarian, allergies etc.)*

You might want to bring some basic things like tea, coffee, spices - or any favourite or special foods from home. Don't try to bring meats or fresh fruit or vegetables as they might be confiscated by customs on arrival!

## Weather and Clothing

The average summer temperature in Oslo in May/June is between +15 and +20 °C, and the weather might be variable. It can alternate between warm, sunny days and chilly, wet weather, so you should bring suitable clothing. A warm sweater/ fleece, an umbrella and/or water-proof jacket are necessary. Some of the sites we will be visiting on the excursion are off the beaten track, so sturdy, comfortable footwear is recommended – and a swim suit (just in case!)

## Insurance

Please note that medical insurance/travel insurance for the participants is not covered by the Course. Please make sure you have adequate protection for every eventuality. If you need any special medication please make sure you bring an adequate supply with you.

## First day of the Course

The course starts at **Wednesday 23rd May 2012 at 08.30** at the Premises of Riksantikvaren, Dronningensgate 13, 0105 Oslo. (See attached map)

## Course lectures

Unless otherwise stated, all lectures will take place at Riksantikvaren in Dronningensgate 13. A one-week workshop will also take place at Norsk Folkemuseum (<http://www.folkemuseet.no/en/>).

## Excursions

A five-day trip (to Røros, Dovre, Lom, Skjolden, Urnes Stave Church and Flåm) is a part of the course. The excursion will give you the opportunity to see several World Heritage Sites and spectacular mountain scenery. A detailed excursion programme and information will be given to you later. Other field trips will also be announced separately. All transport (for trips and excursions) outside of Oslo is provided by the course.

## Public Transport

Transport within Oslo is your own responsibility. Anker Student Hostel is within walking distance of Riksantikvaren. Oslo has an excellent public transport network consisting of buses, trams, metro, boats and local trains. For further information and a journey planner please consult Ruter's website: <http://ruter.no/en/> Tickets can be bought at stations, using machines, at the information centre outside the Central Station and at Narvesen kiosks.

### Regular time schedule

Morning 8.30 or 09.00 (check programme every day) – 12.00

Lunch break - 12.00-13.00

Afternoon 14.00 – usually 17.00/18.00 unless otherwise specified.

There will also be some evening activities and during several of the weekends.

Please note that we start punctually and it is expected that every course participant turns up in good time for all lectures and classes. Failure to do so, unless for a very good reason, may result in a student not passing the course.

### Participant presentation

As part of the programme, each participant is required to give a 20-minute (no more!) presentation to the rest of the class. The student presentations are also open to the staff at Riksantikvaren.

The presentation should describe conditions and conservation challenges you face in your workplace and home country. If you have a relevant case study which illustrates a particular problem, please include this. This presentation should introduce you and your position within your organization and describe the kinds of conservation problems you are working on. You may select one specific issue or give an overview of the different kinds of wood conservation challenges you regularly encounter.

The purpose of these presentations is for all of us to get to know one another, where we come from, what kind of work we do, and what kinds of conservation challenges we encounter at home. We are all here to learn so please do not be worried about presenting perfect scenarios or solutions. A projector/ beamer is available if you have slides or a Powerpoint presentation.

### Keep in mind

The course will bring together a group of professionals from very diverse backgrounds. The experiences and the challenges that you face in your work will be an important contribution to the course and our group discussions. Sharing ideas and experiences is a major aim of the programme.

As you know, the working language of the course is English and no translations to other languages will be provided. We would like to remind you that we expect all participants to take part actively in the discussions – native speakers should take care to ensure that they are clear and not speaking too quickly. If English is not your first language, please do not feel worried about speaking perfectly; the important thing is communication!

During your time in Oslo you will be a member of an international community and also be a representative of your country, so in addition to the specific illustrative material related to your work, past experience has shown us that any material that you can bring on your institution or current or recent projects, as well as more general material on your culture and country usually come in handy.

**Be aware!**

Be aware of and sensitive to cultural differences. With 20 different nationalities gathered together for 6 weeks, we will all be faced with new ways of thinking, forms of expression and ways of behaviour which are different from what we are used to. Experiencing these differences are all part of the course and often the most exciting and valuable experience participants take home with them!

**Safety**

Oslo is generally considered a fairly safe city, but like everywhere, crime does occur. We would not advise you not to carry a lot of cash on you or wander about alone late at night. Anker Student Housing is situated in a mixed part of town with different types of people. Keep to well-lit streets and open areas after dark.

**Post**

During your stay, any mail can be sent to:

Riksantikvaren  
Attn. ICWCT  
P.O. Box 8196 Dep.  
0034 Oslo, Norway  
Phone no: 47 22 94 04 00

**Contact**

For all practical questions please contact:


Anne Nyhamar  
E-mail: [any@ra.no](mailto:any@ra.no)  
Direct line: (+47) 98 22 87 21

For questions regarding the course academic content:

Kjersti Ellewsen  
E-mail: [kjersti.ellewsen@ra.no](mailto:kjersti.ellewsen@ra.no)  
Direct line: (+47)98 22 87 12

or

Sjur Mehlum  
E-mail: [sjur.mehlum@ra.no](mailto:sjur.mehlum@ra.no)  
Direct line: (+47)98 20 27 96



# Your stay in Oslo

To help you find your way around Oslo, we have created a map which we hope you will find useful: <http://g.co/maps/7h64e>

As well as showing you where you will be staying and where the course will be taking place, it also has some information about shops, cafés, restaurants and bars, as well as places of worship.

## Food and Drink



The main supermarket chains in Norway are Kiwi, Rimi, Ica and Meny. The former have generally the lowest prices, but the smallest selection of products; the latter have a broader selection but are more expensive. Supermarkets are generally closed on Sundays, the exceptions being smaller shops such as Joker and Bunnpris. In addition, if you are looking for something from non-Western cuisine then a better bet would be the various international stores on Brugata and in Grønland. Eating out is relatively expensive - you might be surprised at the prices. However, there are a number of good places in Grünerløkka (just on the other side of the river from your accommodation), and at Aker Brygge.

If you like coffee then you will probably enjoy Oslo. There are lots of cafés and coffee shops in the city and they are generally of a high standard. A Kaffebreneriet and a Stockfleths are not too far away from Riksantikvaren and are recommended if you need a caffeine boost! International chains such as Starbucks are absent from Oslo, but they are certainly not missed! Åpent Bakeri makes great bread and pastries, but is not located centrally.

## Alcohol

There are many bars and pubs in Oslo, enough to cater for everyone's tastes, if not for everyone's wallet. Norwegian and Danish lager (less than 5% abv) is sold in supermarkets, but for anything stronger – wine or spirits – and international beers you must go to Vinmonopolet (the Wine Monopoly). These shops have restricted opening times, and are closed on Sundays. The stores in central Oslo have been marked on your map.

## Entertainment

Whatever your preferences, it will be possible to find something of interest in Oslo. The Opera House (<http://www.operaen.no/>) is home to regular concerts, operas and ballets, while many bars and clubs have musical performances. In addition, there are a number of cinemas which show a wide variety of Norwegian and international films. Check the website (<http://www.oslokinno.no/>) for the latest listings. The Visit Oslo website (<http://www.visitoslo.com/>) may also be of interest. It includes a 'what's on' guide, information about activities and attractions, and places to eat and drink.

## Museums



As part of the course, you shall be visiting the Museum of Cultural History in the city centre, and the Viking Ship Museum and the Norwegian Folk Museum on the Bygdøy peninsular.

Links:

Museum of Cultural History: <http://www.khm.uio.no/index.html>

Viking Ship Museum:

[http://www.khm.uio.no/vikingskipshuset/index\\_eng.html](http://www.khm.uio.no/vikingskipshuset/index_eng.html)

Norwegian Folk Museum: <http://www.norskfolkemuseum.no/en/>

Other museums in Oslo include the Munch Museum, the Botanical Gardens, and the Zoological Museum in Tøyen; the National Museum for Art, Architecture and Design, which is actually three museums; Kon-Tiki Museum and the Maritime Museum (also on Bygdøy) and several more.

## Religious services

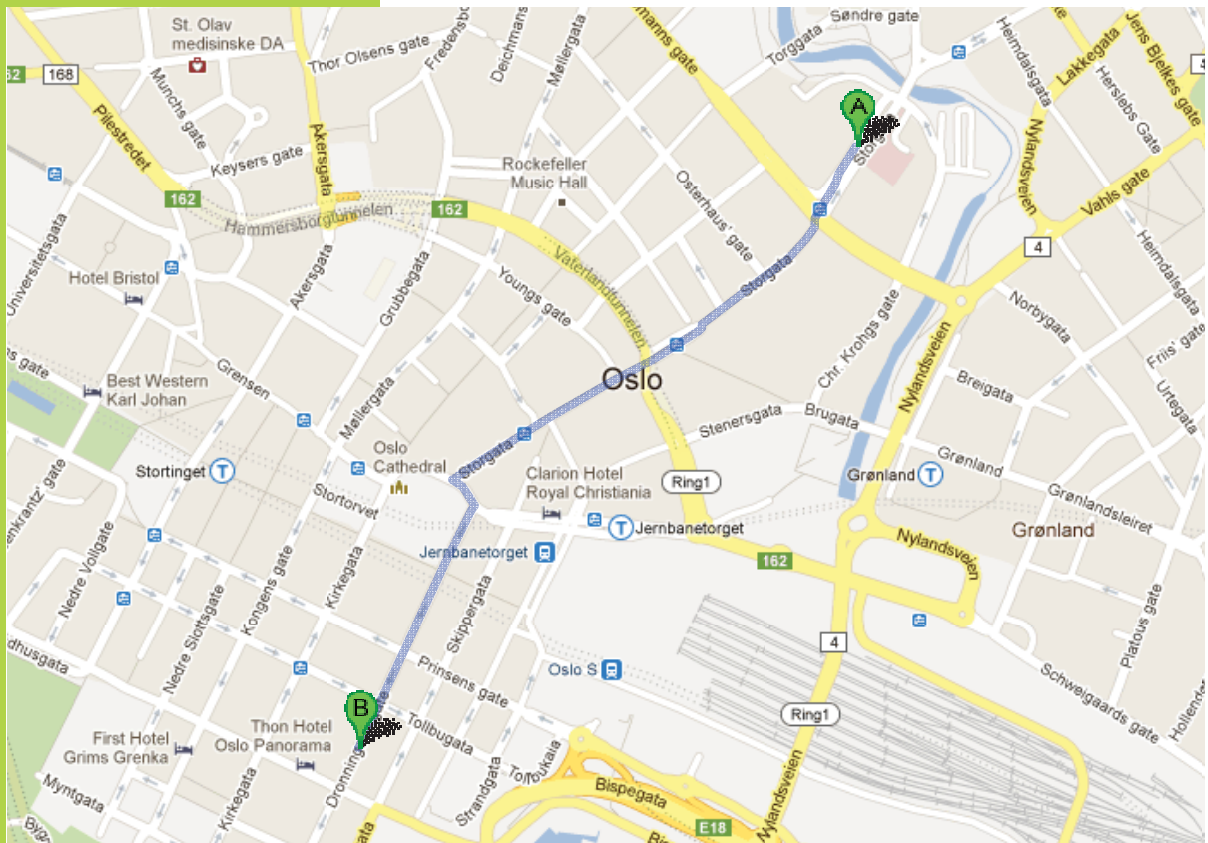
Norway's state church is Lutheran, but many other Christian denominations are present in the city, including Catholic and Anglican. Members of other world religions are also catered for with a number of mosques, synagogues and temples in the city.

We hope you enjoy the course and your stay in Oslo and of course we'll be here to answer any questions you might have regarding what to see and do in your spare time.

Map:

A= Anker Hostel

B= Riksantikvaren





RIKSANTIKVAREN